

Europeans' attitudes towards animal cloning

Analytical Report

Fieldwork: July 2008

Publication: October 2008

This survey was requested by Directorate General Health and Consumers and coordinated by Directorate General Communication

This document does not represent the point of view of the European Commission. The interpretations and opinions contained in it are solely those of the authors.

Flash EB Series #238

Europeans' attitudes towards animal cloning

Conducted by
The Gallup Organization, Hungary
upon the request of
Directorate General Health and Consumers



Survey coordinated by
Directorate General Communication

This document does not represent the point of
view of the European Commission.
The interpretations and opinions contained in it
are solely those of the authors.

THE GALLUP ORGANIZATION

Table of contents

Table of contents	3
Introduction	4
Main findings	5
1. What is animal cloning?	6
1.1 Awareness of the term “animal cloning”	6
1.2 Animal cloning: replicating the genetic make-up vs. genetic modification	8
1.3 The ethics of animal cloning	10
2. Animal cloning for different purposes	15
3. Concerns about animal cloning for food production purposes	20
4. Benefits of breeding cloned animals for food production	25
4.1 Who would benefit from animal cloning for food production?	25
4.2 Benefits that would justify animal cloning for food production	27
5. Trusted sources for information about the safety of cloned animals meant for human consumption	33
6. Consuming food products from cloned animals and their offspring	39
6.1 Buying food products linked to cloned animals	39
6.2 Views on labelling of food products linked to cloned animals	41
I. Annex tables	44
II. Survey details	98
III. Questionnaire	101

Introduction

Animal cloning is the creation of a genetically identical copy of an existing or previously existing animal. This Flash Eurobarometer survey asked citizens of the EU to clarify their attitudes towards animal cloning, and its perceived effects on a number of areas including food safety, ethical and animal welfare concerns.

The survey's fieldwork was carried out between 3 and 7 July 2008. Over 25,000 randomly selected citizens aged 15 years and above were interviewed in the 27 EU Member States. Interviews were predominantly carried out via fixed telephone, approximately 1,000 in each country (in Cyprus, Luxembourg and Malta the targeted size was 500). Part of the interviews in Finland and Austria were carried out over mobile telephones. Due to the relatively low fixed telephone coverage in the Czech Republic, Estonia, Latvia, Lithuania, Hungary, Poland and Slovakia, 300 individuals were sampled and interviewed face to face as well.

To correct for sampling disparities, a post-stratification weighting of the results was implemented, based on important socio-demographic variables. More details on survey methodology are included in the Annex of this report.

Main findings

- A **large majority** of EU citizens (81%) said they **knew the term *animal cloning***, and answered correctly that “*cloning is making an identical copy of an existing animal*” (80%). Only 7% of the interviewees said they had never heard of animal cloning.
- Faced with several statements regarding the **ethics of animal cloning**, the vast majority of EU citizens agreed that:
 - the long-term effects of animal cloning on nature were unknown (84%)
 - animal cloning might lead to human cloning (77%)
 - animal cloning was morally wrong (61%)
 - cloning might decrease the genetic diversity within livestock populations (63%).

EU citizens were split in their opinions whether animal cloning would cause animals unnecessary pain, suffering and distress: 41% agreed with the statement, while 42% disagreed.

- A quarter of EU citizens (23%) answered that animal cloning to preserve endangered animals would be justifiable without constraints, while 44% were willing to accept such cloning under certain circumstances. Similar proportions accepted animal cloning – with or without constraints – to improve robustness of animals against diseases (16% and 41%, respectively).

EU citizens were significantly **less willing to accept animal cloning for food production purposes**: 58% said that such cloning should never be justified.

Three-quarters of interviewees also agreed that there could be ethical grounds for rejecting animal cloning, and 69% agreed that animal cloning would risk treating animals as commodities rather than creatures with feelings.

- 38% of the respondents answered that none of the potential benefits presented to them (health or economic) would justify breeding cloned animals for food production.

Respondents who agreed that such benefits exist, chose the fact that **animal cloning might help to solve the worldwide food problems** as the single most **important benefit to justify cloning** (31%). Only half as many respondents (14%) chose nutrition and health benefits and 9% selected price and economic benefits in the first place.

- The **food industry emerged as the sector that would ultimately benefit** if animal cloning for food production purposes was allowed: 86% of respondents answered that the food industry would benefit. Respondents were more in doubt about the fact that farmers and consumers would benefit from breeding cloned animals for food production.

Only three out of 10 respondents agreed that using cloning for food production would be much more efficient in the long run and lower the cost of food products for consumers, and 16% thought that animal cloning for food production would be necessary for the European food industry to be competitive.

- EU citizens rated **information provided by scientists** about the safety of cloned animals meant for human consumption as the **most trustworthy**: 25% of the interviewees selected scientists as the single most trusted source for information.
- A majority of EU citizens said that it was **unlikely that they would buy meat or milk from cloned animals**, even if a trusted source stated that such products were safe to eat: 20% said it was *somewhat unlikely* and 43% answered it was *not at all likely*.
- Eight out of 10 EU citizens (83%) said that special labelling should be required if food products from the offspring of cloned animals become available in the shops.

1. What is animal cloning?

1.1 Awareness of the term “animal cloning”

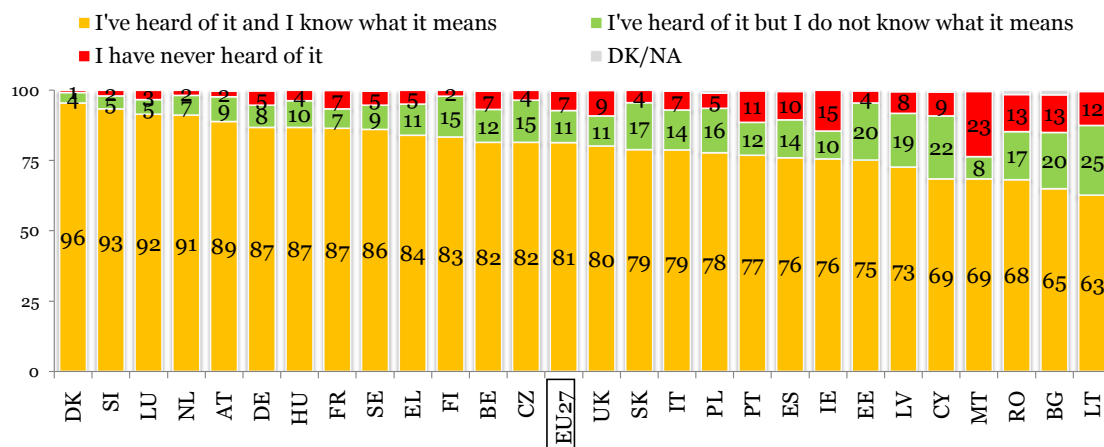
A large majority of EU citizens said they knew the meaning of the term *animal cloning* (81%). Only one in 10 interviewees (11%) said they had heard of the term but did not know its meaning and 7% claimed they had never heard of it.

The individual country results showed some variations in the familiarity with the term *animal cloning*, see the graph below¹. The awareness levels were the highest in Denmark, followed by Slovenia, Luxembourg and the Netherlands; between 91% and 96% of respondents in these countries had heard of the term *animal cloning* and knew what it meant – virtually no respondents were unaware of the term.

The concept of *animal cloning* was less known to Lithuanian citizens, but the awareness level was still relatively high; 63% of Lithuanians knew the meaning of the term compared to a quarter who had heard of the term but did not know its meaning and 12% who had never heard of it. The situation was very similar in Bulgaria and Romania, where approximately two-thirds of respondents knew the meaning of the term (65% and 68%, respectively), a fifth had heard of the term but did not know its meaning (20% and 17%, respectively), and slightly more than a tenth had never heard of it (13% in both countries). The proportion of respondents who admitted being unaware of the term, however, was the highest in Malta (23%).

The breakdown showed that the proportion of respondents who knew the meaning of the term *animal cloning* was generally higher in the EU15 than in the new Member States (NMS).

Awareness of the term “animal cloning”



Q1. Are you aware of the term “animal cloning”?
Base: all respondents
% by country

¹ Please note that percentages on graphs and tables do not always add up to the total, due to rounding.

Socio-demographic considerations

The analysis of socio-demographic variables in terms of the familiarity with the term *animal cloning* showed that:

- men more frequently knew the meaning of the term *animal cloning* (84% vs. 80% of women)
- the youngest and the oldest respondents were less liable to have heard of the concept and also to know its meaning (78% of 15-24 year-olds and the same proportion of respondents aged 55 and over compared to 84% of 25-39 year-olds and 85% of 40-54 year-olds)
- the concept of *animal cloning* was less known to those with the lowest level of education: 67% compared to 90% of the highly-educated respondents
- the self-employed (87%) and employees (88%) more often knew the meaning of the term *animal cloning* than manual workers (80%) and those without paid work (77%)
- familiarity with the term *animal cloning* varied by respondents' place of residence: 83%-84% of urban and metropolitan residents knew the meaning of the concept compared to 79% of those living in rural areas.

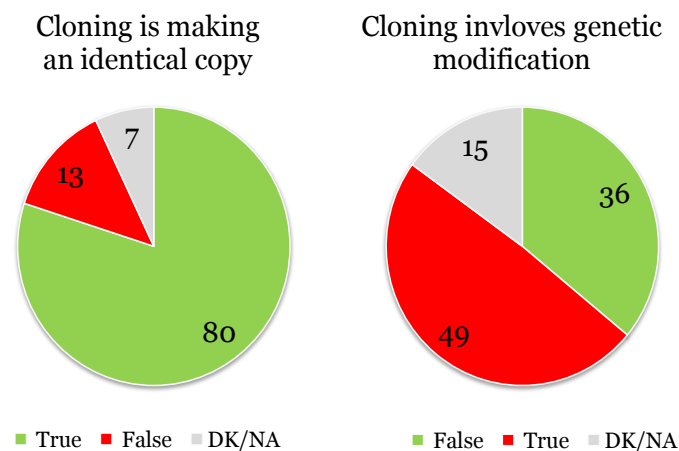
For more details, see Annex tables 1b.

1.2 Animal cloning: replicating the genetic make-up vs. genetic modification

A large majority of EU citizens not only said they knew the term *animal cloning*, but also answered correctly that “*cloning is making an identical copy of an existing animal*” (80%). Only 13% of respondents thought that this statement was wrong, and 7% did not know if the statement was true or not or had no opinion on this issue.

Many respondents, however, did not distinguish cloning – which replicates the genetic make-up – from *genetic modification* – which alters the characteristics of animals by directly changing the DNA sequence. Half of the interviewees (49%) thought, incorrectly, that the statement “*animal cloning involves genetic modification*” was right, and 15% of respondents said they did not know if the statement was true or false. Only 36% correctly assumed that this statement was wrong.

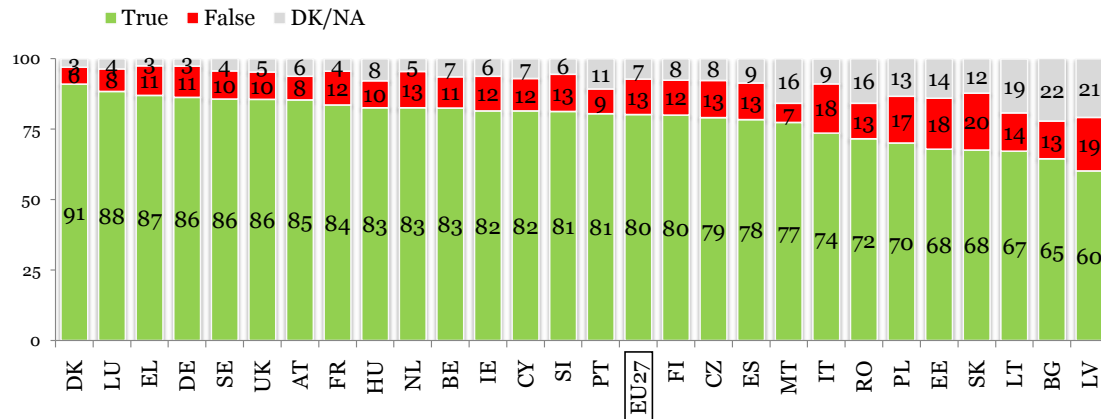
True or false?



Q2. Please tell me if the following statements are true or false:
 a) Cloned animals are an identical replica or copy of the animal used as a source for such cloning
 b) Animal cloning involves genetic modification
 Base: all respondents
 % by country

The percentage of respondents who correctly thought that the statement “*cloning is making an identical copy of an existing animal*” was correct ranged from 60% in Latvia to 91% in Denmark. Other Member States at the higher end of the distribution were Luxembourg and Greece, with respectively, 88% and 87% of respondents who understood this fact about animal cloning. Bulgaria (65%), Lithuania (67%), Slovakia and Estonia (both 68%) joined Latvia at the lower end of the distribution. The breakdown again showed that the proportion of respondents who knew that cloning replicates the genetic make-up of an animal was generally higher in the EU15 than in the NMS.

Cloning is making an identical copy of an existing animal

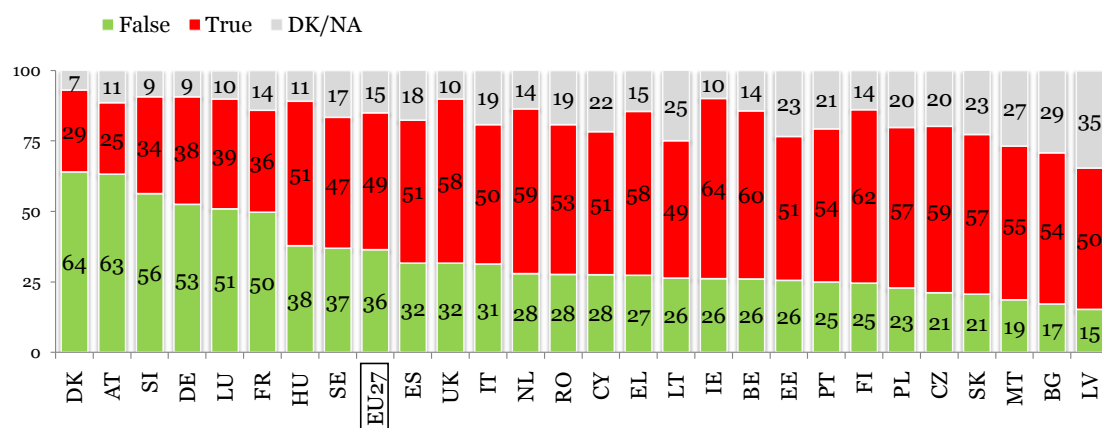


Q2. Please tell me if the following statements are true or false:
 a) Cloned animals are an identical replica or copy of the animal used as a source for such cloning
 Base: all respondents
 % by country

In terms of knowing that animal cloning is different from genetic modification, the Member States showing the greatest level of awareness were Denmark and Austria (64% and 63%, respectively, answered that the statement was wrong). Furthermore, in France, Luxembourg, Germany and Slovenia between 50% and 56% of respondents thought the statement was incorrect, while in all other countries less than half correctly assumed that animal cloning should be distinguished from genetic modification.

The percentages of respondents that correctly thought that animal cloning does not involve genetic modification were the lowest in Latvia (15%), Bulgaria (17%) and Malta (19%). Respondents in these countries were, however, also the most liable not to know if the statement was true or false, or to have no opinion on this issue (35%, 29% and 27%, respectively). The highest proportions of incorrect answers, on the other hand, were recorded in Ireland and Finland – in these countries more than six out of 10 respondents thought that animal cloning involved genetic modification (64% and 62%, respectively).

Animal cloning involves genetic modification



Q2. Please tell me if the following statements are true or false:
 b) Animal cloning involves genetic modification
 Base: all respondents
 % by country

Socio-demographic considerations

The variations in the levels of understanding about animal cloning across the socio-demographic groups repeated, more or less, those that concerned the awareness levels of the concept. Men, younger respondents, the more highly-educated ones, the self-employed and employees, and the city dwellers more often correctly answered that “*cloning is making an identical copy of an existing animal*” and more often said that the statement “*animal cloning involves genetic modification*” was incorrect.

For example, while 45% of respondents with the highest levels of education knew that animal cloning should be distinguished from genetic modification, only 23% of the less-educated knew this. Respondents with the lowest level of education more often thought that animal cloning involved genetic modification or could not say if the statement was true or false (51% and 26%, respectively, compared to 48% and 9% of the highly-educated interviewees).

For more details, see Annex tables 2b and 3b.

1.3 The ethics of animal cloning

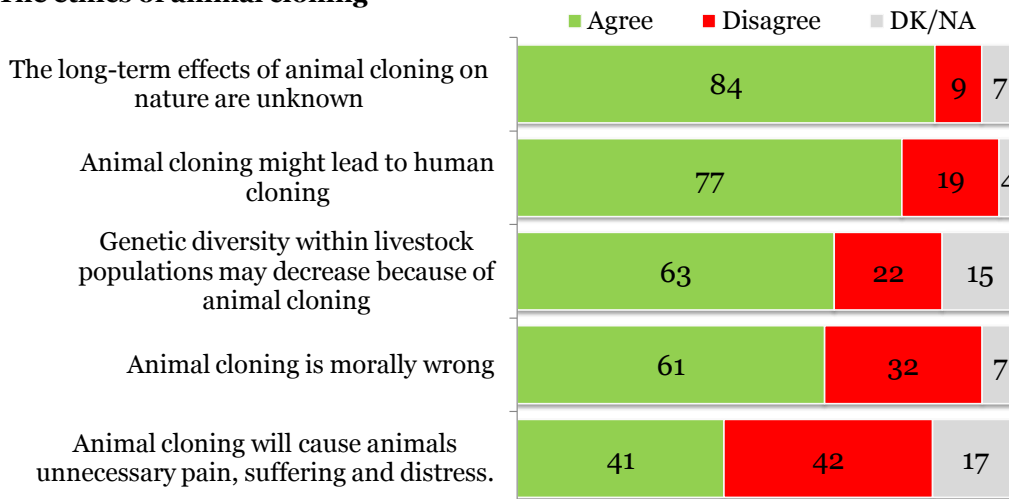
Faced with several statements regarding the ethics of animal cloning, the vast majority of EU citizens (84%) agreed that the **long-term effects of animal cloning on nature were unknown**, and only one in 10 respondents (9%) disagreed with this proposition.

A large majority (77%) also agreed that **animal cloning might lead to human cloning** and 61% agreed that **animal cloning was morally wrong**. One-fifth (19%) and one-third (32%) of respondents, respectively, disagreed with these statements.

Slightly more than six out of 10 interviewees (63%) thought that **animal cloning might decrease the genetic diversity within livestock populations**, while 22% disagreed with them. Furthermore, a significant number of respondents found it difficult to assess the impact of animal cloning on livestock genetic diversity: 15% gave a “don’t know” answer.

Finally, EU citizens were split in their opinions whether **animal cloning would cause animals unnecessary pain, suffering and distress**: 41% agreed with the statement, while 42% disagreed. Seventeen percent had no opinion on this matter.

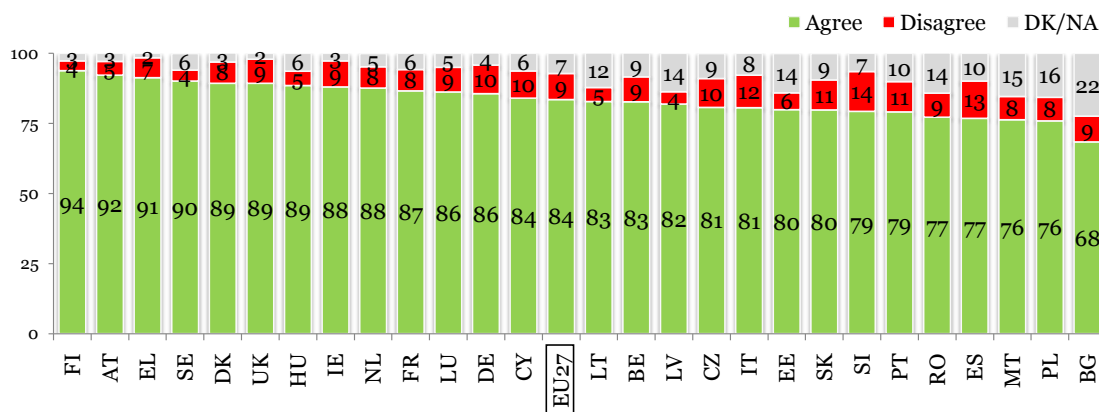
The ethics of animal cloning



Q3. Do you tend to agree or disagree with the following statements?
Base: all respondents
% EU27

A large majority of respondents in all Member States agreed that **the long-term effects of animal cloning on nature were unknown**. The level of agreement ranged from 68% in Bulgaria to 94% in Finland – Bulgaria was the only country where less than seven out of 10 respondents agreed with this proposition. Furthermore, in almost all Member States, less than one in 10 respondents disagreed that the long-term effects were unknown. The level of disagreement was highest in Slovenia (14%), followed by Spain (13%) and Italy (12%). Although Bulgaria was characterised by the lowest levels of agreement, only 9% of respondents disagreed. Bulgarian respondents, however, most frequently said they “did not know” (22%).

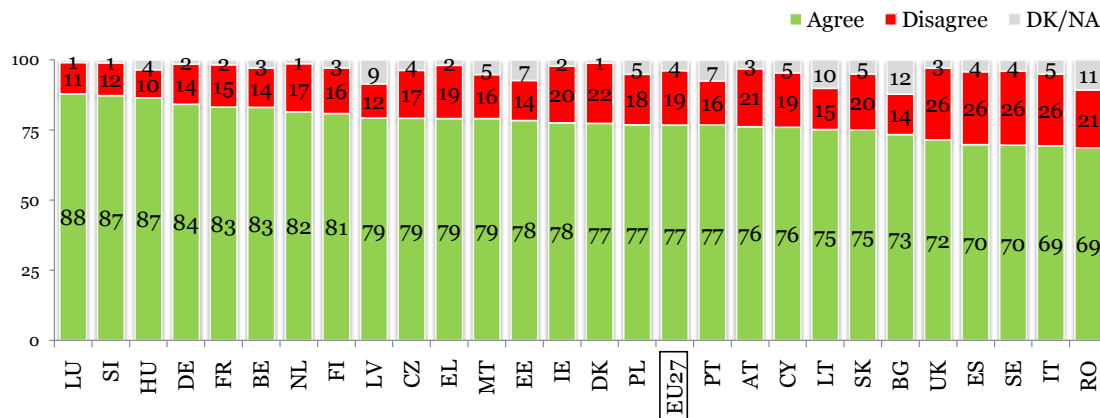
The long-term effects of animal cloning on nature are unknown



Q3. Do you tend to agree or disagree with the following statements?
d) The long term effects of animal cloning on nature are unknown
Base: all respondents
% by country

In comparison with the previous statements, the individual country results for the statement that **animal cloning might lead to human cloning** showed even less variation: the level of agreement ranged from 69% in Romania to 88% in Luxembourg. Respondents in Luxembourg (88%), Slovenia and Hungary (both 87%) were the most likely to agree that animal cloning might lead to human cloning – in these countries only one-tenth of respondents thought that this would not be true (11%, 12% and 10%, respectively). Respondents in Italy, Sweden, Spain and the UK, on the other hand, were the most likely to disagree with this outlook for the future (26% in all countries).

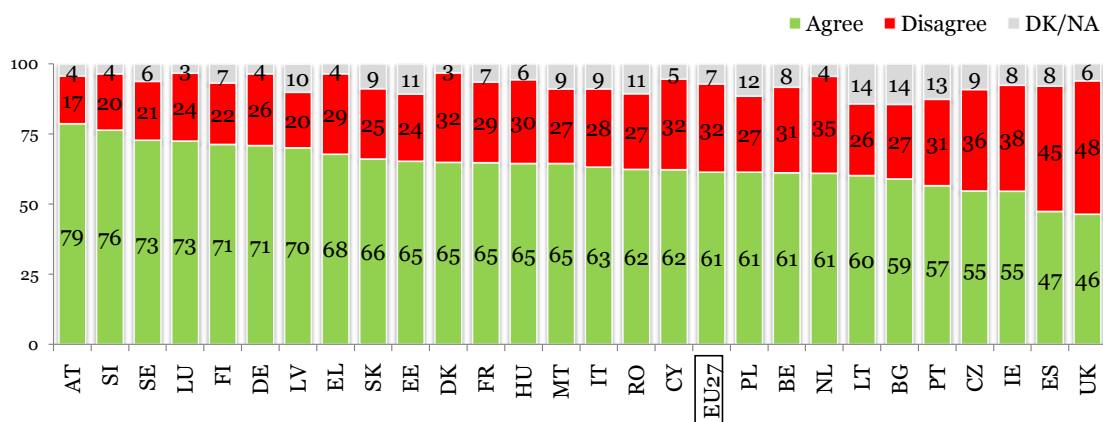
Animal cloning might lead to human cloning



Q3. Do you tend to agree or disagree with the following statements?
b) Animal cloning might lead to human cloning
Base: all respondents
% by country

A vast majority of respondents in Austria thought that **animal cloning would be morally wrong** – 79% of Austrians agreed with the statement, compared to 17% who disagreed. Other countries at the higher end of the scale were Slovenia (76% agreed), Sweden and Luxembourg (73% in both countries). The UK and Spain, on the other hand, were found at the opposite end of the scale, where the public was evenly split on the issue: 46% of British and 47% of Spanish interviewees agreed that animal cloning was morally wrong, while 48% and 45%, respectively, disagreed.

Animal cloning is morally wrong

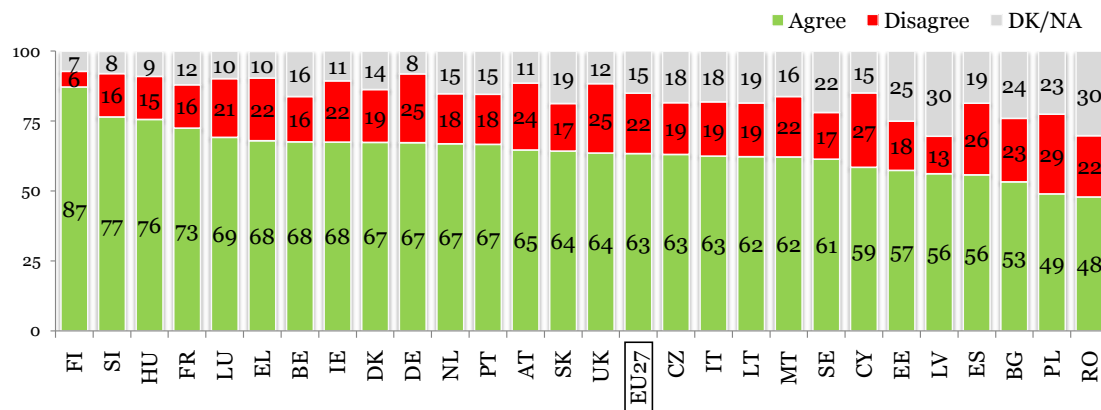


Q3. Do you tend to agree or disagree with the following statements?
a) Animal cloning is morally wrong
Base: all respondents
% by country

The individual country results for the statement that **genetic diversity within the livestock populations may decrease because of animal cloning** showed that Finland somewhat stood out from all other Member States. Almost nine out of 10 Finns (87%) agreed that livestock genetic diversity would suffer from animal cloning, and only 6% disagreed. In the other countries, the level of agreement was considerably lower (ranging from 48% in Romania to 77% in Slovenia).

In Romania and Poland, less than half of interviewees agreed that livestock biodiversity would decrease (48% and 49%, respectively). Polish respondents also most frequently disagreed that animal cloning would have consequences for the genetic diversity within livestock populations (29%). However, the level of disagreement was also high in Cyprus (27%) and Spain (26%). Romanian respondents, on the other hand, were more liable to give a “don’t know” answer (30%).

Genetic diversity within livestock populations may decrease because of animal cloning

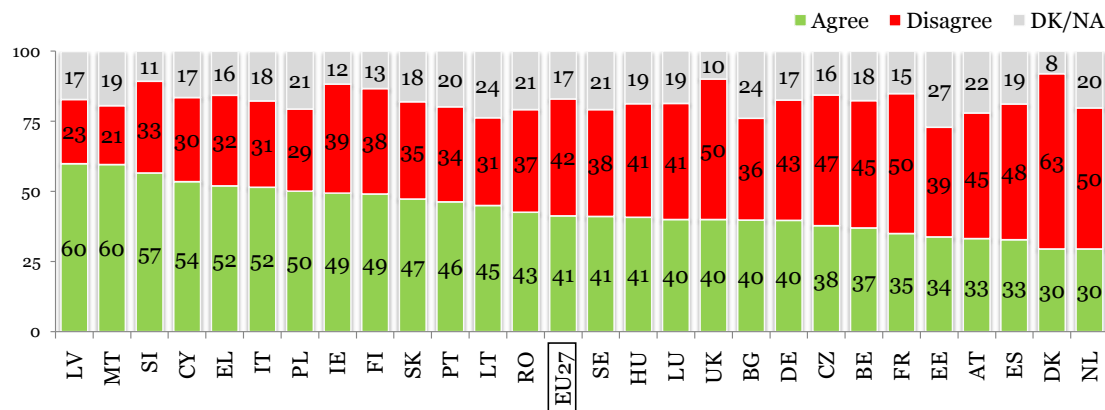


Q3. Do you tend to agree or disagree with the following statements?
 e) Genetic diversity within livestock populations may decrease because of animal cloning
 Base: all respondents
 % by country

Similar to the results obtained for the EU27 overall, respondents in almost all of the Member States were less inclined to agree with the statement that **animal cloning would cause animals unnecessary pain, suffering and distress** than with the other statements about the ethics of animal cloning.

Latvian and Maltese respondents most frequently agreed that animal cloning would cause animals unnecessary pain (both 60%), followed by respondents in Slovenia (57%). Dutch and Danish respondents, on the other hand, were the ones that least often agreed that this would be the case (both 30%). Furthermore, the Danes also most often disagreed that animal cloning would mean unnecessary animal suffering (63%), followed by the Dutch, French and British (50% each).

Animal cloning will cause animals unnecessary pain, suffering and distress



Q3. Do you tend to agree or disagree with the following statements?
 c) Animal cloning will cause animals unnecessary pain, suffering and distress
 Base: all respondents
 % by country

Socio-demographic considerations

Women were more inclined to agree with the statement that *animal cloning would be morally wrong* (67% vs. 55% of men) and that *animal cloning would cause animals unnecessary pain, suffering and distress* (47% vs. 35%).

Similar observations could be made when comparing the rural residents and city dwellers: respondents living in rural areas were the most liable to agree that animal cloning would be *morally wrong* and would *cause animals unnecessary pain*, while respondents living in metropolitan areas were the least

likely to agree with these statements. Two-thirds of rural residents agreed that animal cloning was morally wrong compared to six out of 10 urban residents and 57% of those living in metropolitan areas. Similarly, 43% of rural residents agreed that animal cloning would cause unnecessary suffering, while the corresponding percentages for respondents in urban areas and metropolitan areas were 41% and 38%, respectively.

The youngest (under 25) and oldest respondents (over 54), those with the lowest level of education, manual workers and those without paid work were the ones the least liable to agree that:

- the long-term effects of animal cloning on nature are unknown
- genetic diversity within livestock populations may decrease because of animal cloning
- animal cloning might lead to human cloning.

They were, however, more likely to agree that animal cloning would be *morally wrong* and would *cause animals unnecessary pain, suffering and distress*.

For example, while nine out of 10 of the most-educated respondents thought that the long-term effects of animal cloning on nature were unknown, this percentage decreased to 76% of the least-educated interviewees. However, while only three out of 10 of the former (31%) agreed that animal cloning would also cause animals unnecessary distress, slightly more than half of the latter (52%) agreed with this.

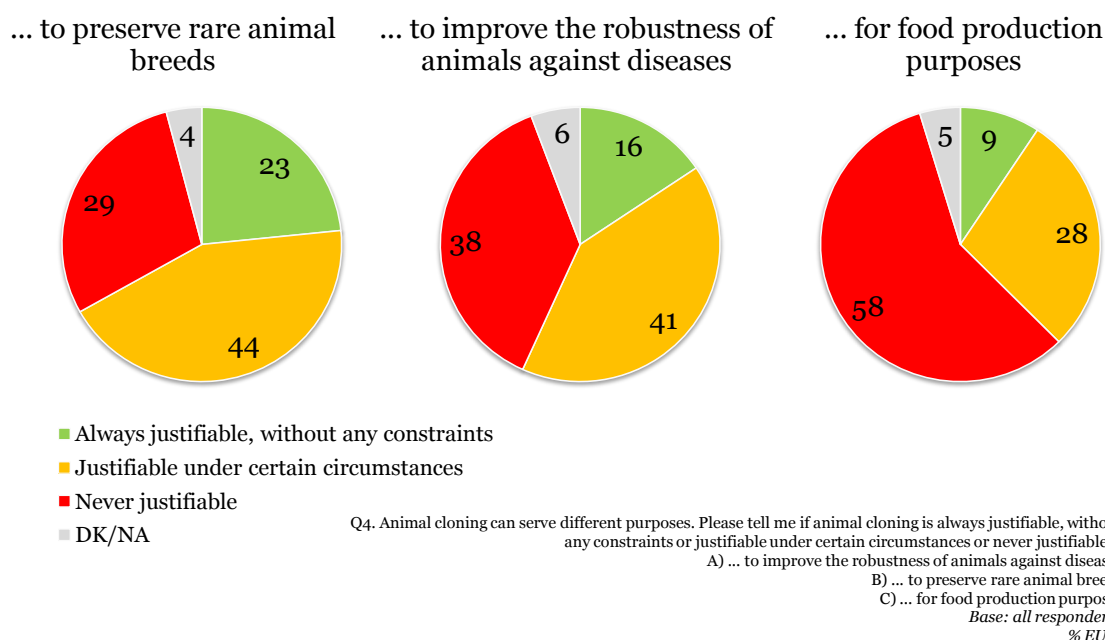
For more details, see Annex tables 4b through 8b.

2. Animal cloning for different purposes

A quarter of EU citizens (23%) answered that animal cloning to preserve rare animal breeds should be justified without constraints, while 44% were willing to accept such cloning under certain circumstances. Although the proportion who said that animal cloning should be justified, without any constraints, to improve the robustness of animals against diseases was lower (16%), a similar proportion (41%) were willing to accept such cloning under certain circumstances. Furthermore, 29% and 38%, respectively, answered that animal cloning to preserve rare animal breeds and to improve the robustness of animals against diseases should never be justified.

EU citizens were significantly less willing to accept animal cloning for food production purposes: a majority of interviewees (58%) said that such cloning should never be justified. A quarter of respondents (28%) would accept animal cloning for food production purposes under certain circumstances, and only one in 10 respondents (9%) said it should always be justified.

Animal cloning might be justified ...



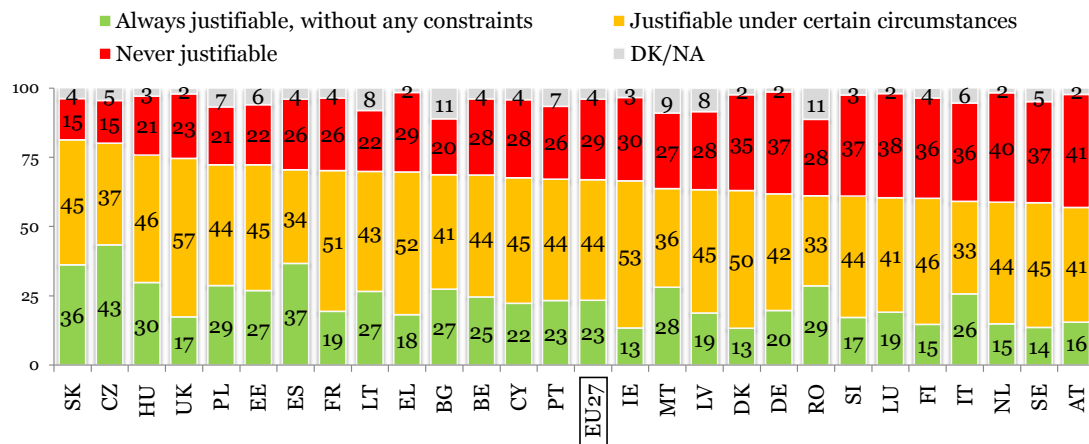
Czech respondents were the most liable to say that it should *always be justified* to clone to preserve rare animal breeds (43%), followed by respondents in Spain (37%) and Slovakia (36%). Respondents in these three countries were also the ones most liable to accept cloning to improve the robustness of animals against diseases – approximately three out of 10 respondents said that cloning with such purpose should be justified without constraints.

Although respondents in the UK were also among the ones most likely to accept cloning to preserve rare animal breeds and to improve robustness of animals against diseases – they did not do this without setting constraints: 57% of the British said they would accept animal cloning *under certain circumstances* for the former purpose and 56% said the same about animal cloning for the latter purpose, but only 17% and 12%, respectively, were willing to accept such cloning without constraints.

Austrian respondents, on the other hand, were the least liable to say that animal cloning might be justified: four out of 10 Austrians (41%) said that cloning to preserve rare animals should *never be justified* and 56% said the same about animal cloning to improve the robustness of animals against diseases. Austria was joined by Sweden with a similarly low acceptance of animal cloning for either of

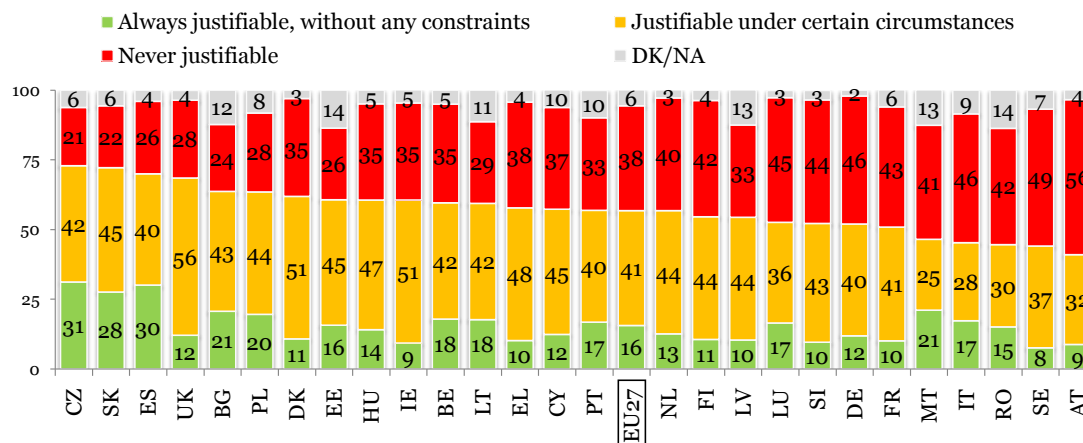
the aforementioned purposes – 37% and 49%, respectively, said cloning to preserve rare animal breeds and to improve robustness of animals against diseases should never be justified.

Cloning to preserve rare animal breeds



Q4. Animal cloning can serve different purposes. Please tell me if animal cloning is always justifiable, without any constraints or justifiable under certain circumstances or never justifiable ...
B) ... to preserve rare animal breeds
Base: all respondents
% by country

Cloning to improve the robustness of animals against diseases

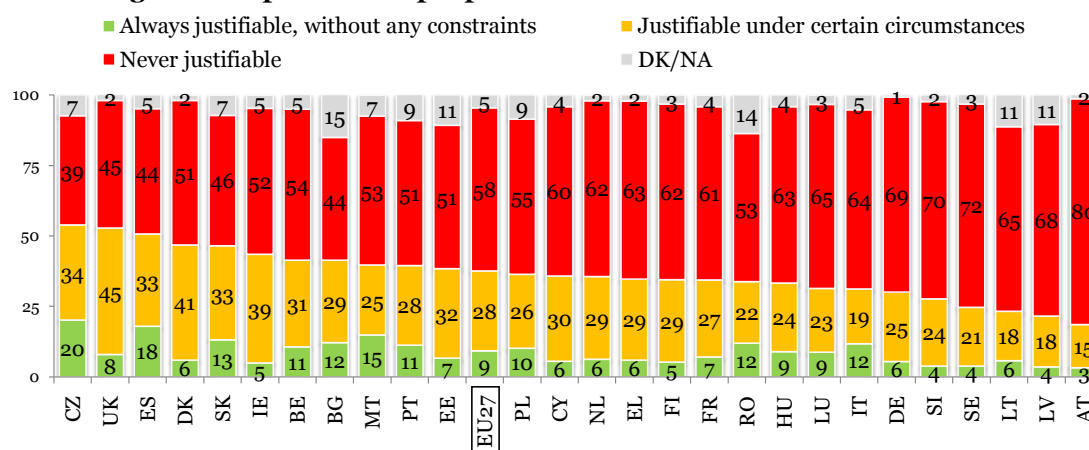


Q4. Animal cloning can serve different purposes. Please tell me if animal cloning is always justifiable, without any constraints or justifiable under certain circumstances or never justifiable ...
A) ... to improve the robustness of animals against diseases
Base: all respondents
% by country

Although a majority of respondents in almost all Member States accepted animal cloning – with or without constraints – to preserve rare animal breeds and to improve the robustness of animals, only in three countries did a small majority of respondents say they would accept animal cloning for food production purposes. In the Czech Republic and Spain, one-fifth of respondents thought that animal cloning for such purposes should always be justified, i.e. without any constraints (20% and 18%, respectively) and one-third of respondents accepted it under certain circumstances (34% and 33%, respectively). The proportion of British respondents accepting cloning for such purposes without constraints was lower (8%), however, 45% of them were willing to accept it under certain circumstances.

Austrian and Swedish respondents were again the least likely to accept cloning: eight out of 10 Austrians and seven out of 10 Swedes (72%) answered that cloning for food purposes could not be justified. Other countries where approximately two-thirds of respondents thought that animal cloning for such purposes should never be justified were Germany (69%), Latvia (68%), Lithuania and Luxembourg (both 65%).

Cloning for food production purposes



Q4. Animal cloning can serve different purposes. Please tell me if animal cloning is always justifiable, without any constraints or justifiable under certain circumstances or never justifiable ...
C) ... for food production purposes
Base: all respondents
% by country

Classifying respondents based on their acceptance of animal cloning for different purposes

Based on their answers to the question about the willingness to accept animal cloning for certain purposes (i.e. to preserve rare animals, to improve animals' robustness against diseases, for food production purposes), respondents were classified into three segments (those who did not provide meaningful answers to the above three questions were classified into a fourth, "don't know" category, consisted only 4.5% of the total population):

- *those fundamentally opposed to cloning*: respondents in this group answered that animal cloning would never be justified, independent of its purpose – *this segment represented one-fifth of EU citizens*
- *those offering a mixed response*: respondents in this group were willing to accept one or more reasons for animal cloning, under certain circumstances – *the majority of EU citizens belonged to this segment (59%)*
- *those accepting cloning*: respondents who belonged to this group were the most liable to agree with the concept; they accepted at least one reason for animal cloning without constraints and avoided saying any of the various purposes of animal cloning were "never justifiable" – *the "acceptance" segment represented 17% of EU citizens²*.

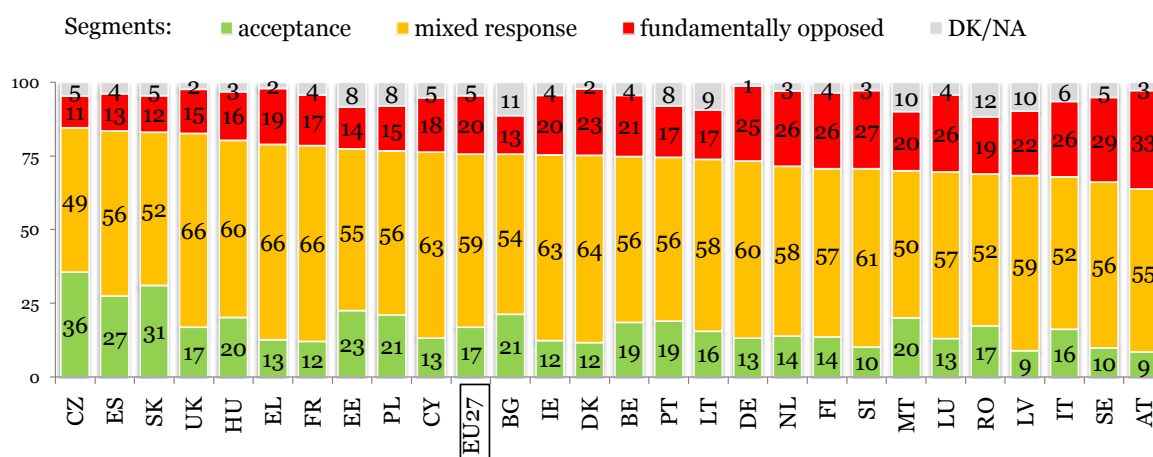
The results for the individual Member States showed, as expected, that the "fundamentally opposed" segment was the largest in Austria and Sweden (33% and 29%, respectively). In Slovenia, Italy, Luxembourg, Finland, the Netherlands and Germany, at least a quarter of respondents were classified in this segment.

In the Czech Republic, Slovakia and Spain, on the other hand, just slightly more than a tenth of respondents said that animal cloning should never be justified, independent of its purpose. In these countries, approximately three out of 10 respondents belonged to the "acceptance" segment (36%, 31% and 27%, respectively).

² Respondents who gave two (or three) "don't know" answers were not classified, but given a separate code as non-responding units.

Finally, the “mixed response” segment represented the largest group of respondents in all of the Member States, ranging from 49% in the Czech Republic to 66% in the UK, Greece and France.

The acceptance of animal cloning



Segmentation based on Q4 A), B), C), see explanatory note in the text
Base: all respondents
% by country

Socio-demographic considerations

Gender

Men more often answered that animal cloning to preserve rare animal breeds, to improve robustness of animals against diseases and for food production purposes should be justified without constraints. Women, on the other hand, more often said that each of these types of cloning should never be justified. For example, 28% of men would always accept cloning to preserve rare animal breeds, while 26% said it should never be justified – the corresponding percentages for women were 19% vs. 32%.

The classification of the groups by the degree of animal cloning acceptance showed that men were more likely to be found in the “acceptance” segment (21% vs. 13% of women), while women were more often classified in the “fundamentally opposed” segment (22% vs. 17% of men).

Age

The older the respondents, the more prone they were to reject animal cloning for each of the different purposes; for example, while 48% of the 15-24 year-olds thought that animal cloning for food production purposes should never be justified, this proportion increased to 62% for respondents aged 55 and over. Younger respondents more often accepted animal cloning – with or without constraints.

The proportion of those who answered that animal cloning would never be justified, independent of its purpose – the “fundamentally opposed” segment – was significantly greater among the oldest respondents than the youngest ones (24% vs. 10%). Younger respondents were more often classified in the “acceptance” (22% vs. 15% of the over 55s) and “mixed response” (64% vs. 55%) segments.

Level of education

The less-educated respondents more frequently answered that animal cloning to preserve rare animal breeds, to improve robustness of animals against diseases and for food production purposes should never be justified. For example, while 29% of the highly-educated respondents thought that animal

cloning to preserve rare animal breeds should never be justified, this proportion increased to 37% for the less-educated ones. These latter were, however, also more likely to give a “don’t know” answer.

While the less-educated respondents were more often classified in the “fundamentally opposed” segment (25% vs. 20% of the highly-educated respondents), more highly-educated respondents were more often found in the “acceptance” (17% vs. 13% of the less-educated respondents) and “mixed response” (60% vs. 52%) segments.

Occupational status

Manual workers more often answered that animal cloning to preserve rare animal breeds and to improve animals’ robustness against diseases should be justified without constraints. The self-employed and employees also accepted these types of cloning, however, they did not do this without setting constraints. For example, 28% of manual workers answered that animal cloning to preserve rare animal breeds should be justified without constraints and 41% were willing to accept such cloning under certain circumstances; in comparison, slightly less employees (23%) accepted such cloning without constraints, but almost half of them (47%) were willing to accept it under certain circumstances.

The classification of the groups by the degree of animal cloning acceptance showed that manual workers were slightly more likely to be found in the “acceptance” segment (20% vs. 16%-17% of employees, self-employed and non-working respondents), while the self-employed and employees were more often classified in the “acceptance” segment (62% and 61%, respectively, vs. 56% of manual workers and 58% of non-working respondents).

Place of residence

Respondents living in rural areas more often answered that animal cloning should never be justified, independent of its purpose; for example, 40% of rural residents would never accept animal cloning to improve robustness of animals against diseases compared to 36% of city dwellers (both urban or metropolitan). City dwellers more often accepted animal cloning for different purposes – with or without constraints.

While almost one-fifth of city dwellers (20% of metropolitan residents and 18% of urban residents) were classified in the “acceptance” segment, only 15% of rural residents were found in this segment. The proportion of those who answered that animal cloning would never be justified, independent of its purpose – the “fundamentally opposed” segment – was slightly greater among the rural residents than the city dwellers (22% vs. 18% of metropolitan residents and 19% of urban residents).

For more details, see annex tables 9b through 11b.

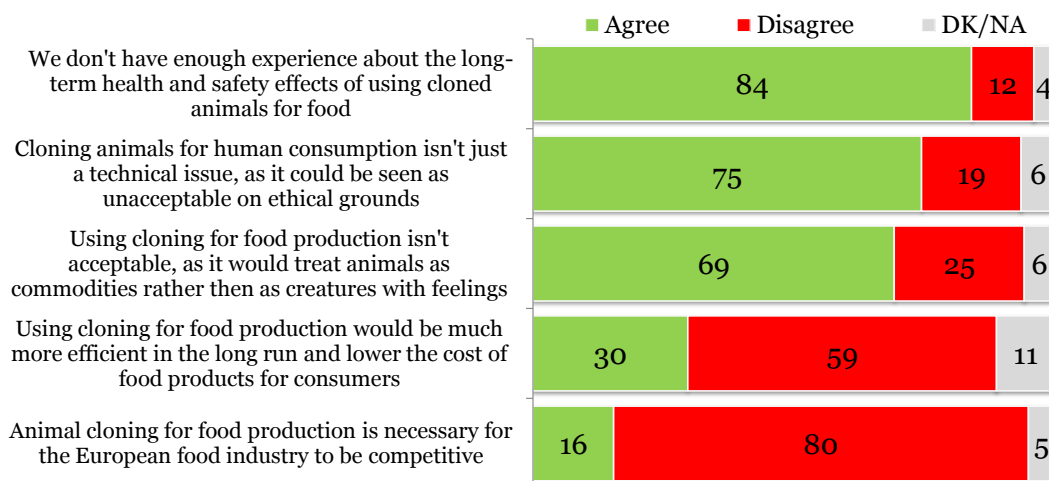
3. Concerns about animal cloning for food production purposes

EU citizens were most concerned that **Europe did not know enough about the long-term health and safety effects of using cloned animals for food** – 84% agreed with this statement and 12% disagreed.

Three-quarters of the interviewees agreed that **cloning for human consumption could not be seen just as a technical issue**, since there could be ethical grounds for rejecting such cloning, and only one-fifth of respondents (19%) disagreed with this proposition. Likewise, seven out of 10 respondents (69%) agreed, and a quarter disagreed, that **using cloning for food production purposes would be unacceptable because it would mean that animals were treated as commodities** rather than creatures with feelings.

The situation was opposite for the statements about lower costs for food products and the competitiveness of the European food industry. Six out of 10 respondents (59%) disagreed that **using cloning for food production would be much more efficient in the long run** and lower the cost of food products for consumers, while only three out of 10 respondents thought this might indeed be true. An even larger proportion – 80% – disagreed that **animal cloning for food production would be necessary for the European food industry to be competitive**, and a minority of 16% recognised that animal cloning would be necessary for the competitiveness of the European food industry.

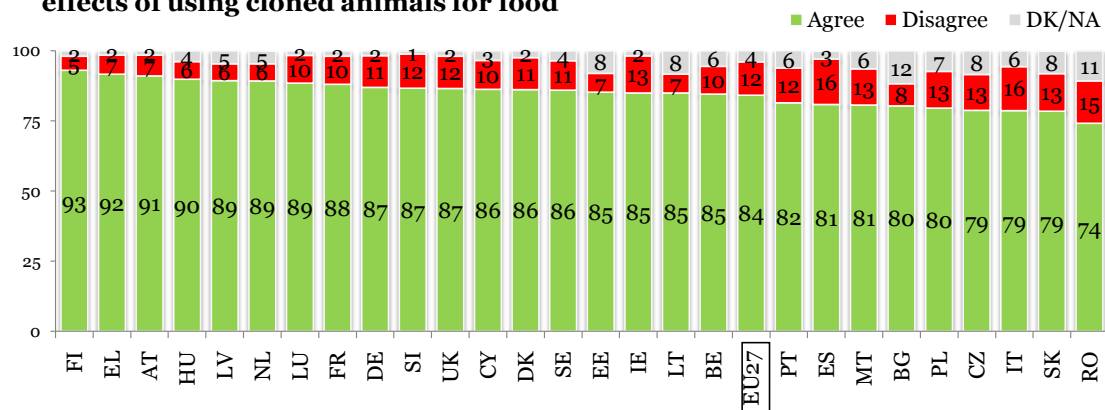
Concerns about animal cloning for food production



Q3. Do you tend to agree or disagree with the following statements?
Base: all respondents
% EU27

Little variation was observed between Member States in the level of agreement that **there was insufficient knowledge about the long-term health and safety effects of using cloned animals for food**. More than nine out of 10 respondents in Finland (93%), Greece (92%) and Austria (91%) agreed with this proposition. Romania was found at the opposite side of the distribution; nonetheless, three-quarters of Romanians (74%) agreed, and only 15% disagreed, that we did not know enough about the long-term health and safety effects of breeding cloned animals for food production.

We don't have enough experience about the long-term health and safety effects of using cloned animals for food



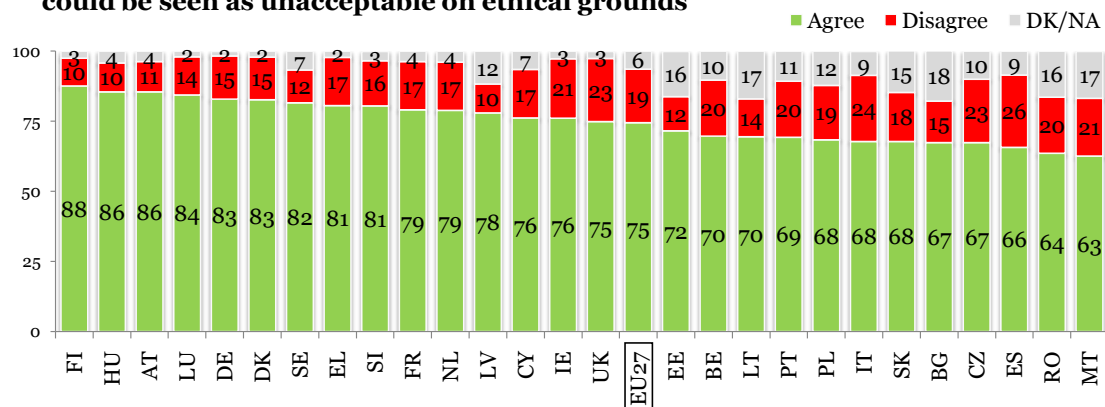
Q3. Do you tend to agree or disagree with the following statements?
 b) Don't have enough experience yet about the long-term health and safety effects of using cloned animals for food
 Base: all respondents
 % by country

A majority of interviewees in all Member States agreed that **cloning animals for human consumption could not be seen just as a technical issue**, since there could be ethical grounds for rejecting such cloning. Similar numbers agreed that **using cloning for food production purposes would be unacceptable because it would mean that animals were treated as commodities** rather than creatures with feelings. The level of agreement for the former ranged from 63% in Malta to 88% in Finland, and for the latter from 62% in Malta to 84% in Austria.

Similar to the results obtained for the EU27 overall, in most Member States, there were more respondents who agreed that animal cloning was not just a technical issue than those who agreed that animal cloning would risk treating animals as commodities rather than creatures with feelings. The most notable exception was Malta, where three-quarters (78%) of respondents agreed that animal cloning would be unacceptable because it would mean that animals were treated as commodities and only 63% agreed that animal cloning could be rejected on ethical grounds.

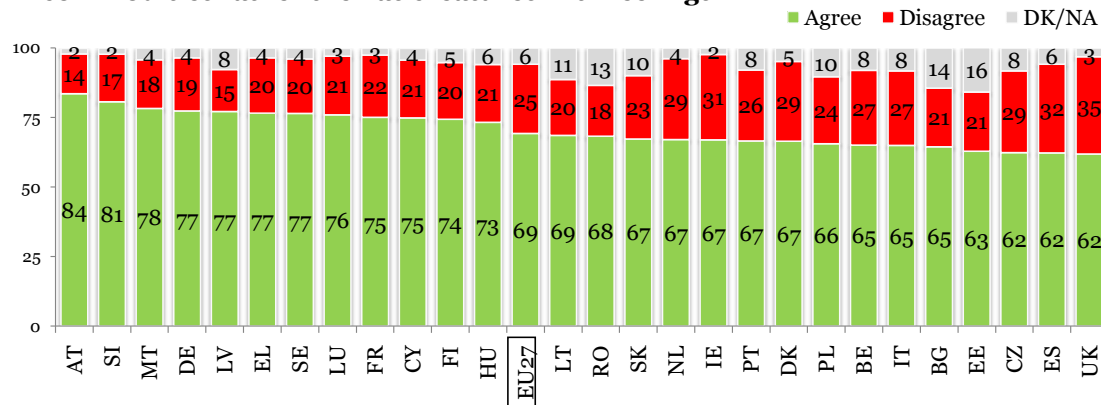
Bulgaria, the Czech Republic and Spain were – for both statements – ranked at the lower end of the distribution (with no more than two-thirds of interviewees who agreed with either of the statements). Respondents in these countries appeared to be the least concerned about the ethical grounds for rejecting animal cloning for food production purposes.

Cloning animals for human consumption isn't just a technical issue, as it could be seen as unacceptable on ethical grounds



Q3. Do you tend to agree or disagree with the following statements?
 e) Cloning animals for human consumption isn't just a technical issue, as it could be seen as unacceptable on ethical grounds
 Base: all respondents
 % by country

Using cloning for food production isn't acceptable, as it would treat animals as commodities rather than as creatures with feelings



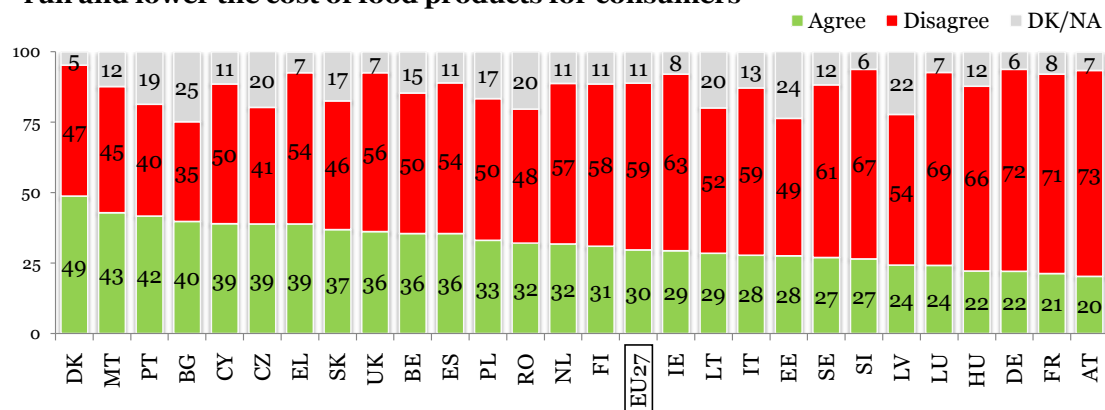
Q3. Do you tend to agree or disagree with the following statements?
 c) Using cloning for food production isn't acceptable, as it would treat animals as commodities rather than as creatures with feelings
 Base: all respondents
 % by country

Bulgarian, Czech and Spanish respondents not only appeared to be the least concerned about the ethical grounds for rejecting animal cloning for food production purposes, they were also more liable to agree that **using cloning for food production would lower the cost of food products for consumers** (40%, 39% and 36%, respectively, compared to the EU27 average of 30%), and that **animal cloning for food production would be necessary for the European food industry to be competitive** (24%, 20% and 22%, respectively, compared to the EU27 average of 16%).

The Danish (49%), Maltese (43%) and Portuguese (42%) respondents, however, were the ones who most often thought that cloning for food production would lower the costs of food products for consumers, while the Belgians (28%), Portuguese and Slovaks (both 26%) most frequently agreed that breeding cloned animals for food production would be unavoidable if the European food industry were to remain competitive.

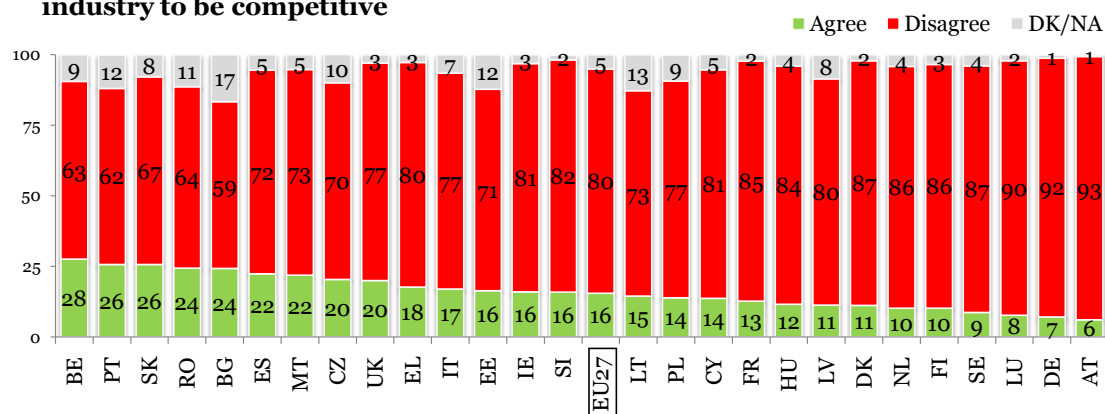
Although Danish respondents were the most prone to expect lower costs of food products that were linked to cloned animals, they were among the most likely to disagree that animal cloning would also be necessary for the European food industry to be competitive (87%). More than nine out of 10 Austrians and Germans shared this opinion (93% and 92%, respectively). The latter, together with the French, were also the most liable to disagree that breeding cloned animals for food production would be more efficient in the long run (73%, 72% and 71%, respectively).

Using cloning for food production would be much more efficient in the long run and lower the cost of food products for consumers



Q3. Do you tend to agree or disagree with the following statements?
 d) Using cloning for food production would be much more efficient in the long run and lower the cost of food products for consumers
 Base: all respondents
 % by country

Animal cloning for food production is necessary for the European food industry to be competitive



Q3. Do you tend to agree or disagree with the following statements?
 a) For the European food industry to be competitive, animal cloning for food production must be applied
 Base: all respondents
 % by country

Socio-demographic considerations

Gender

Men appeared to be less concerned about the ethical grounds for rejecting animal cloning for food production purposes: 71% of men agreed that animal cloning was not just a technical issue and 63% agreed that cloning would be unacceptable as it would treat animals as commodities compared to 78% and 75%, respectively, of women. Men also more frequently agreed that breeding cloned animals for food production would be much more efficient in the long run (36% vs. 24% of women) and that it would be necessary for the European food industry to remain competitive (19% vs. 13%).

Age

The oldest respondents (55 and over) were the least liable to agree that there was insufficient knowledge about the long-term health and safety effects of using cloned animals for food (81% vs. 87% of 25-54 year-olds) and that cloning animals was not just a technical issue (71% vs. 76% of 25-54 year-olds).

The younger the respondents, the more likely they were to agree that animal cloning would lower the costs of food products for consumers; while 24% of respondents aged 55 and over agreed with this statement, this proportion increased to 44% of 15-24 year-olds. Furthermore, the youngest respondents most frequently expected that animal cloning would be necessary for the European food industry to remain competitive (20% vs. 14% of 25-54 year-olds).

Level of education

Interviewees with the lowest level of education were the least liable to say that Europe did not have enough experience about the long-term health and safety effects of using cloned animals for food production (74% vs. 88% of respondents with the highest levels of education). They also less often thought that cloning animals for human consumption could be rejected on ethical grounds (67% vs. 77%), but they more frequently answered that such cloning could be rejected because it would treat animals as commodities (71% vs. 65%).

Although the more highly-educated respondents most often expected lower costs of food products that were linked to cloned animals (30% vs. 25% of less-highly educated respondents), they were the most

likely to doubt if the European food industry would need animal cloning to be competitive (84% vs. 74%).

Occupational status

The self-employed and employees were the ones who more often thought that Europe did not have enough experience about the long-term health and safety effects of using cloned animals for food production (87% and 89%, respectively, compared to 82% of manual workers and 81% of those not working).

Self-employed respondents, however, tended to be the least concerned about rejecting animal cloning because it would treat animals as commodities (66% compared to e.g. 71% of manual workers), and they were also less likely than employees to accept that animal cloning could be rejected based on ethical grounds (73% vs. 78%).

Finally, manual workers slightly more often thought that the European food industry would need animal cloning to be competitive, while employees were the least liable to agree with this proposition (18% vs. 13%).

Place of residence

Rural residents were not only more liable to think that animal cloning would risk treating animals as commodities rather than creatures with feelings (72% vs. 67%-68% of metropolitan and urban residents), they were also less likely to accept that using cloning for food production would lower the cost of food products for consumers (27% vs. 31%-32%).

Acceptance of animal cloning

The more the respondents were opposed to animal cloning, the more concerned they were about the ethical problems that might arise when animals were cloned and the less likely they were to recognise that breeding cloned animals for food production would be much more efficient in the long run and that animal cloning would be necessary for the European food industry to remain competitive. For example, while more than half (56%) of respondents in the “acceptance” segment (based on the attitude-based segmentation introduced in section 2.³) agreed that using cloning for food production would lower the cost of food products for consumers, only 15% of those in the “fundamentally opposed” segment shared this opinion.

Respondents who accepted animal cloning, those fundamentally opposed to it and those who responded in a more mixed way did not differ in their response to the statement that not enough was known about the long-term health and safety effects of using cloned animals for food.

For more details, see Annex tables 12b through 16b.

³ see page 15; the segments are *those fundamentally opposed to cloning* (20% of all citizens), those offering a *mixed response* (59%), and those who generally *accept* cloning (17%) 4% of the population could not be classified into these segments based on their answers.

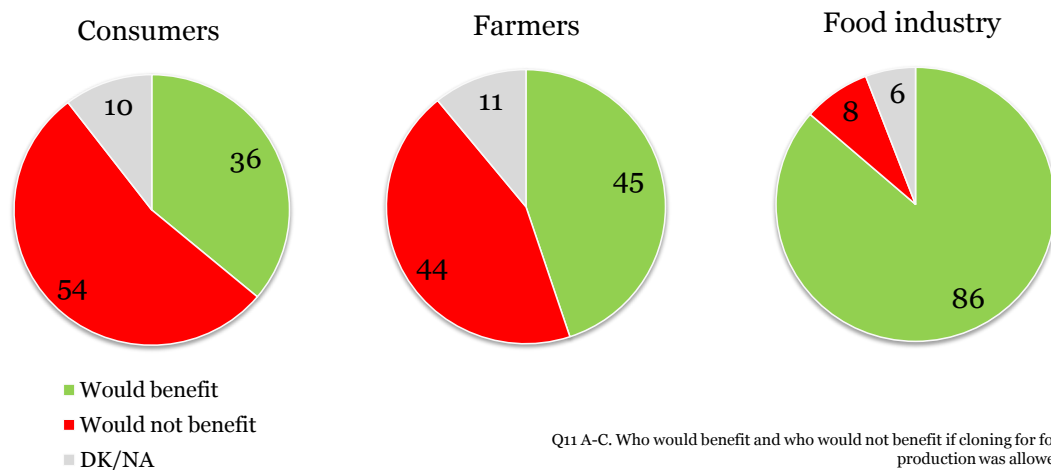
4. Benefits of breeding cloned animals for food production

4.1 Who would benefit from animal cloning for food production?

The **food industry** emerged as the sector that would ultimately benefit if animal cloning for food production purposes was allowed: 86% of respondents answered that the food industry would benefit and only 8% took an opposite view.

Respondents were more in doubt about the fact that farmers and consumers would benefit from breeding cloned animals for food production. Equal proportions of respondents said that **farmers** would benefit (45%) or rather not benefit (44%). For **consumers**, a slim majority (54%) thought that this group would not benefit, while 36% answered that consumers would ultimately benefit if animal cloning for food production was allowed. One-tenth of respondents did not know if these groups would benefit, or did not have an opinion on this matter.

Who would ultimately benefit from animal cloning?

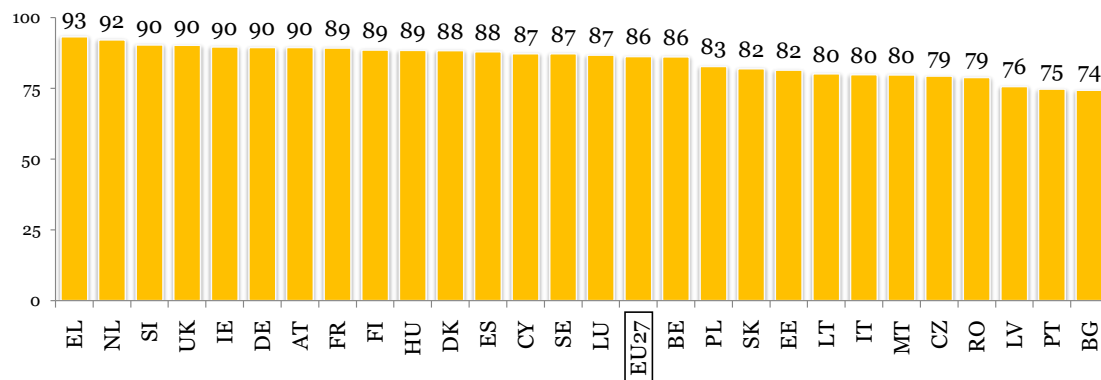


Q11 A-C. Who would benefit and who would not benefit if cloning for food production was allowed?
Base: all respondents
% EU27

Respondents in all of the Member States were most apt to say that the food industry would benefit from breeding cloned animals for food production. The proportions who thought that the farmers and consumers would benefit from this development were significantly lower in every single Member State.

The proportion of respondents who thought that the **food industry** would benefit in the event that animal cloning for food production purposes was allowed ranged from 74% in Bulgaria to 93% in Greece. In only five Member States, less than eight out of 10 respondents recognised the benefits of animal cloning for the food industry: 74% in Bulgaria, 75% in Portugal, 76% in Latvia and 79% in both Romania and the Czech Republic.

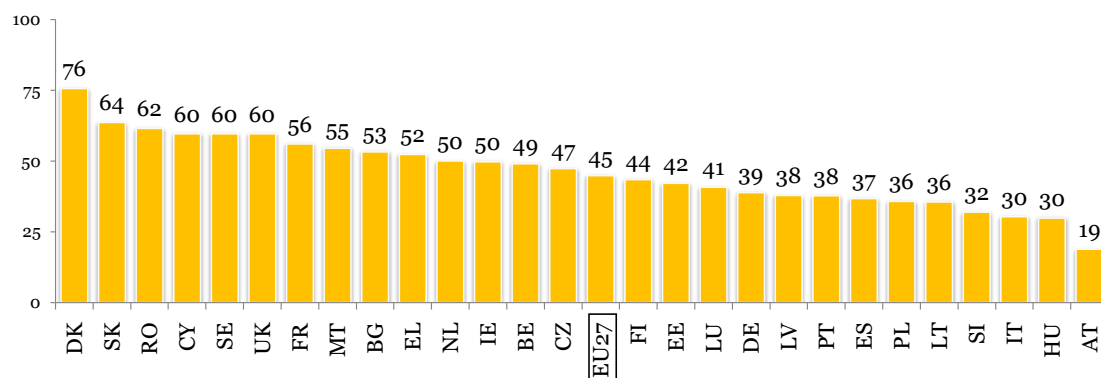
The food industry would benefit if animal cloning was allowed



Q11 Who would benefit and who would not benefit if cloning for food production was allowed?
 c) Food companies / food industry
 Base: all respondents
 % "would benefit" shown by country, DK/NA not shown

The proportion of respondents who thought that **farmers** would benefit from breeding cloned animals for food production was the largest in Denmark (76%), followed by Slovakia (64%) and Romania (62%). Respondents in Austria, on the other hand, were very unlikely to see any benefits of animal cloning for farmers – only 19% said that they would benefit. Other countries where respondents were less likely to accept that animal cloning might bring benefits to farmers were Hungary, Italy (both 30%) and Slovenia (32%).

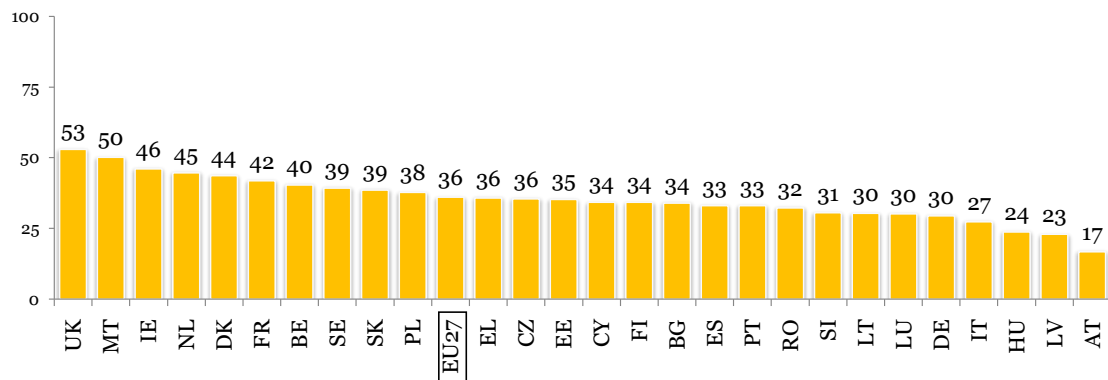
Farmers would benefit if animal cloning was allowed



Q11 Who would benefit and who would not benefit if cloning for food production was allowed?
 b) Farmers
 Base: all respondents
 % "would benefit" shown by country, DK/NA not shown

Austrian respondents were also the least liable to say that animal cloning for food production would be to the benefit of **consumers** (17%), followed by respondents in Latvia (23%) and Hungary (24%). At the other end of the scale, a slim majority of British and Maltese respondents (53% and 50%, respectively) said that consumers would ultimately benefit if animal cloning for food production was allowed.

Consumers would benefit if animal cloning was allowed



Q11 Who would benefit and who would not benefit if cloning for food production was allowed?
 a) Consumers
 Base: all respondents
 % "would benefit" shown by country, DK/NA not shown

Socio-demographic considerations

Men, younger respondents, the more highly-educated ones, the self-employed and employees, and the city dwellers tended to more frequently recognise the potential benefits of breeding cloned animals for food production for each of the three groups: the food industry, farmers and consumers. For example, 90% of the highly-educated respondents said that the food industry would benefit, 48% saw advantages for farmers and 38% for consumers; the corresponding percentages for respondents with the lowest level of education were 79%, 39% and 26%.

The more the respondents were opposed to animal cloning, the less liable they were to say that animal cloning for food production would be to the benefit of the food industry, farmers or consumers. For example, while more than six out of 10 (63%) of the respondents in the "acceptance" segment agreed that consumers would benefit in the event that animal cloning for food production purposes was allowed, only 16% of those in the "fundamentally opposed" segment shared this opinion.

For more details, see Annex tables 17b through 19b.

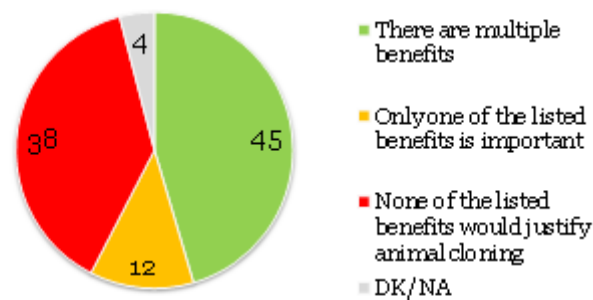
4.2 Benefits that would justify animal cloning for food production

EU citizens responding to the survey were presented with a list of the potential benefits of breeding cloned animals for food production and asked to choose the benefits they considered to be the *most important* and the *second most important* to justify animal cloning for food production purposes.

Almost four out of 10 respondents (38%), however, answered that none of the listed benefits (health or economic) would justify breeding cloned animals for food production⁴. Slightly more than one-tenth of respondents (12%) selected one benefit from the list and more or less half of the respondents (45%) selected two benefits that justified animal cloning. A small number of respondents (4%) did not know which benefit to select, or had no opinion on this issue.

⁴ Please note that in the following analysis, we also provide information on the combined – most and second most important – figure for the various benefits. In those instances where only one benefit was mentioned, and *none* or *don't know* responses were given for the second most important benefit (which should be interpreted as "nothing else" and "not sure what else", respectively) these were not combined with the *none* or *don't know* responses received in the first place, as these are different (see Annex Tables 20 and 21).

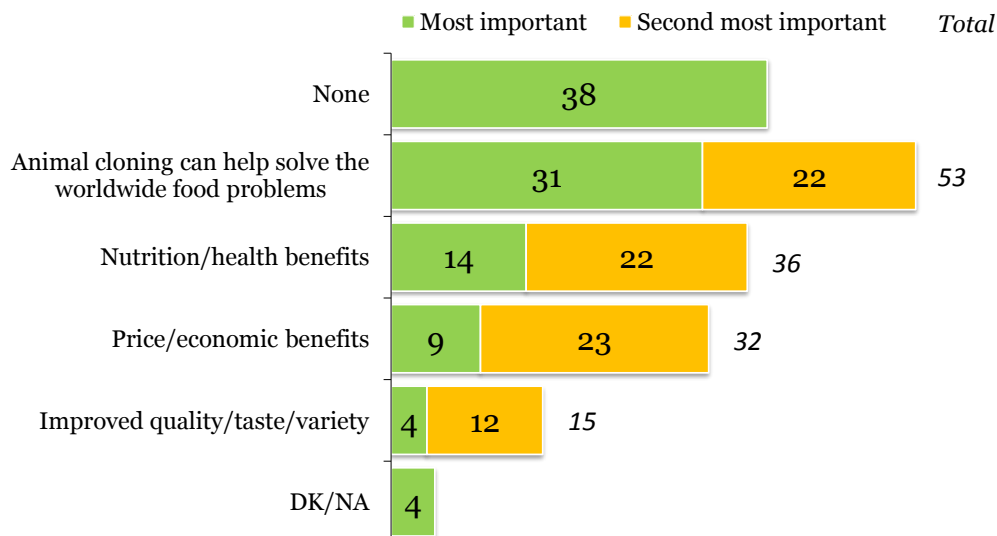
Benefits that would justify animal cloning for food production



Q6. What benefits would justify, for you as a consumer, the breeding of cloned animals for food production: What is the most important benefit to justify? And the second most important?
Base: all respondents
% EU27

The proposition that animal cloning might help to solve the worldwide food problems was most often selected as the most important benefit to justify such cloning: still, less than a third, 31% selected this benefit. Only half as many respondents (14%) chose nutrition and health benefits and 9% selected price and economic benefits. An almost negligible minority (4%) thought that, in the first place, improved quality, taste and variety of the food would justify selling food products from cloned animals.

The potential benefits for consumers of breeding cloned animals for food production



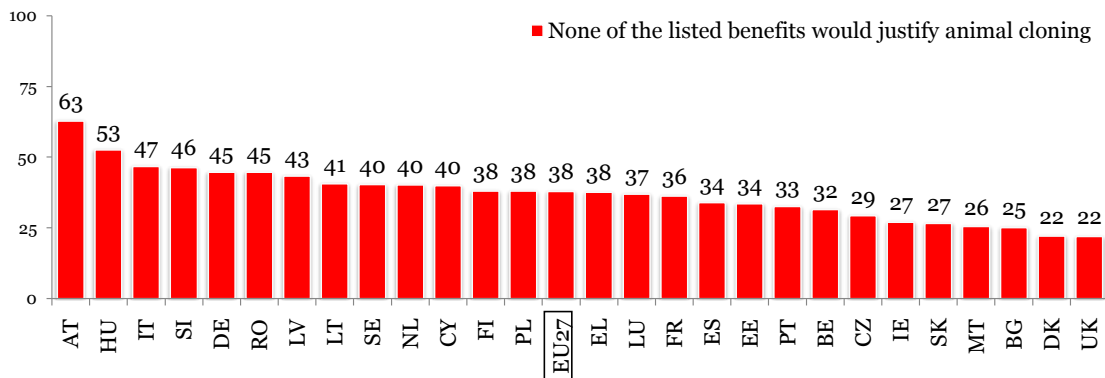
Q6. What benefits would justify, for you as a consumer, the breeding of cloned animals for food production: What is the most important benefit to justify? And the second most important?
Base: all respondents
% EU27

Adding up the percentages of the *first* and *second* selections, the above ranking of benefits remained the same at the EU level. A majority (53%) said that breeding cloned animals for food production would be justified if it could help solve the worldwide food problems. This benefit was followed by the potential nutrition and health benefits (36% of respondents selected this as the *most* or *second most* important benefit) and price and economic benefits (32%). Finally, only 15% of respondents accepted improved quality, taste and variety as an important benefit that would justify bringing food products of cloned animals on the market.

Views on the benefits that could justify animal cloning for food production – country variations

Consistent with the finding that it was Austrian citizens who most frequently thought that animal cloning could never be justified, they were also the ones most likely to say that none of the listed benefits (health or economic) could justify breeding cloned animals for food production (63%). More than half of the Hungarians (53%) shared this opinion, while only slightly more than a fifth (22%) of British and Danish respondents did so.

Benefits that would justify animal cloning for food production



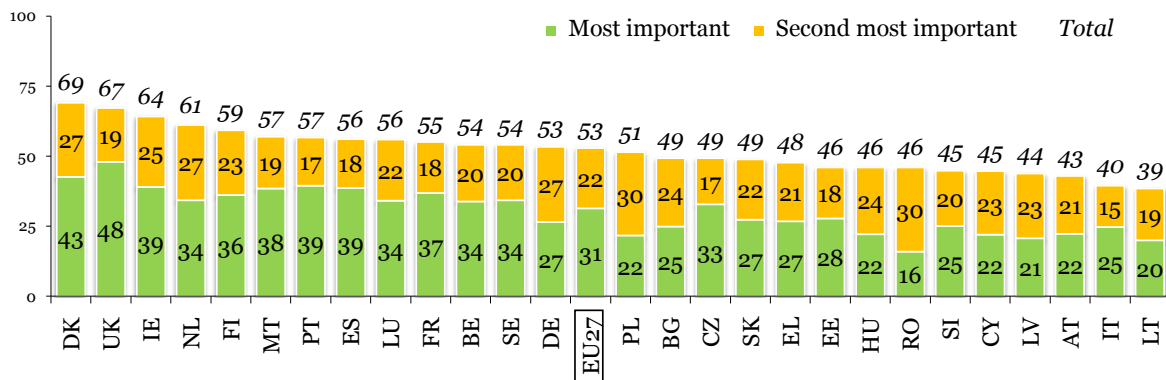
Q6. What benefits would justify, for you as a consumer, the breeding of cloned animals for food production: What is the most important benefit to justify? And the second most important?
Base: all respondents
% "None of the listed benefits would justify animal cloning" shown by country

In the rest of this section, we look at variations by Member State, based on the *total percentages* of respondents who offered a *most important* or *second most important* benefit that could justify animal cloning for food production purposes.

The proposition that **animal cloning might help to solve the worldwide food problems** was selected as being an important benefit to justify such cloning by a clear majority of the Danes (69%), British (67%) and Irish (64%). Lithuanian respondents, on the other hand, were the least likely to identify this fact as an important benefit that could justify animal cloning: only 39% of them selected this potential benefit. Other countries where lower proportions of respondents said that *helping to solve the worldwide food problems* was among the two most important benefits that would justify animal cloning were Italy (40%) and Austria (43%).

Benefits that would justify animal cloning for food production

Animal cloning can help solve the worldwide food problems



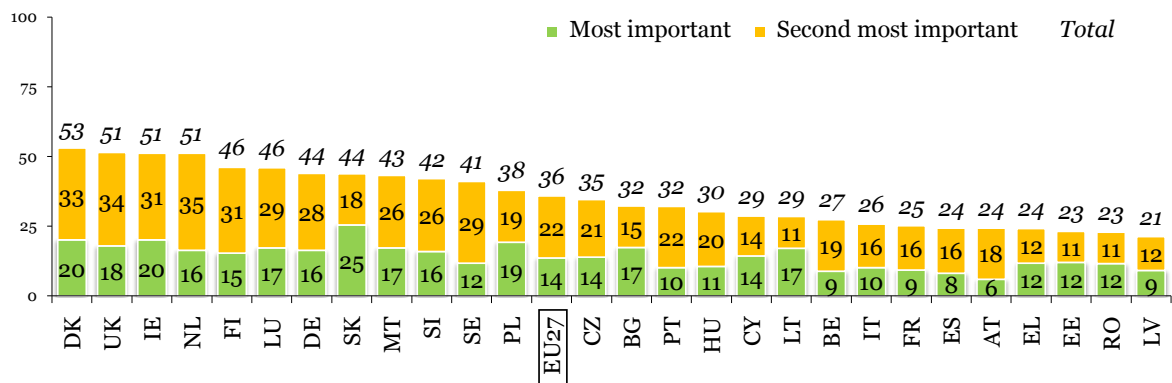
Q6. What benefits would justify, for you as a consumer, the breeding of cloned animals for food production: What is the most important benefit to justify? And the second most important?
Base: all respondents
% by country

Slightly over half of respondents in Denmark (53%), Netherlands, Ireland and UK (all 51%) answered that increases in the **nutritional value of food products** linked to cloned animals compared to other food products would be an important benefit that could justify animal cloning. In comparison, only about one fifth of Latvia (21%), Romanian and Estonian (both 23%) accepted nutrition and health benefits to justify animal cloning for food production.

Respondents in the last-mentioned countries were more likely to mention a **better price and economic benefits** as reasons to justify animal cloning for food production compared with nutrition and health benefits. Still, the survey found no member state where economic benefits were regarded as proper justification: the most people sharing this opinion was found in Bulgaria (43%), Estonia and France (both 41%). Such reasoning has least supporters in the Netherlands (19%), Finland (20%) and Denmark (21%).

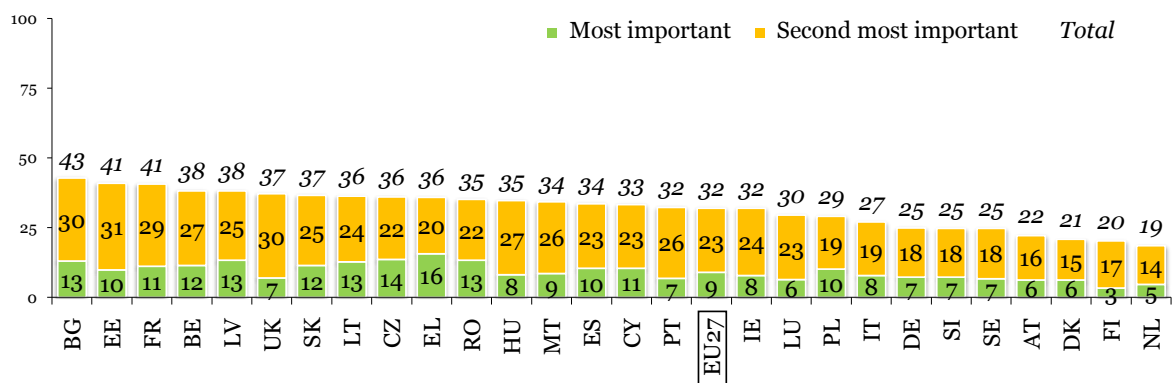
Benefits that would justify animal cloning for food production

Nutrition/health benefits



Q6. What benefits would justify, for you as a consumer, the breeding of cloned animals for food production: What is the most important benefit to justify? And the second most important?
Base: all respondents
% by country

Price/economic benefits

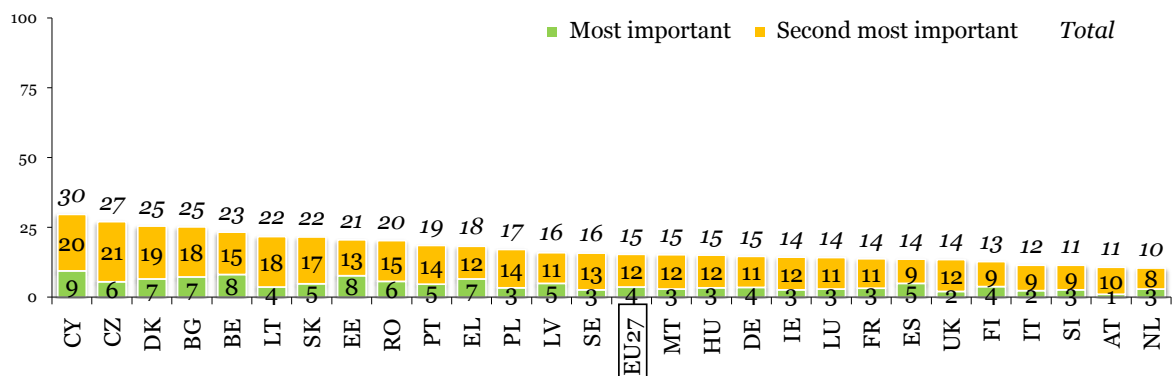


Q6. What benefits would justify, for you as a consumer, the breeding of cloned animals for food production: What is the most important benefit to justify? And the second most important?
Base: all respondents
% by country

The improved quality and taste of food products from cloned animals compared to other food products was given the least importance as a benefit to justify animal cloning across the EU. Cypriots (30%) were the most likely to consider this benefit to be the *most important* or the *second most important* to justify animal cloning for food production purposes. Only 10% of Dutch, 11% of Austrians and Slovenians and 12% of Italians thought that improved quality, taste and variety would justify breeding cloned animals for food production.

Benefits that would justify animal cloning for food production

Improved quality/taste/variety



Q6. What benefits would justify, for you as a consumer, the breeding of cloned animals for food production: What is the most important benefit to justify? And the second most important?
Base: all respondents
% by country

Socio-demographic considerations







Women, the older and less highly-educated respondents, and those opposed to animal cloning were more likely to say that none of the listed benefits (health or economic) could justify breeding cloned animals for food production.

The following paragraphs describe the variation of opinions by socio-demographic variables:

- Men were more likely to indicate *helping to solve the worldwide food problems* (57% vs. 50% of women) and *price and economic benefits* (35% vs. 29% of women) as important benefits to justify cloning.
- Younger respondents (under 25) were more likely than the older ones to find the various potential benefits as proper justification of cloning, except for improved quality and taste, where the age of respondent did not have a significant influence on the generally high level of rejection, on EU level.
- Besides those still in schools, highly-educated respondents more frequently said that *helping to solve the worldwide food problems* was among the two most important benefits of breeding cloned animals for food production (57% vs. the 53% average figure). This group was the least likely to accept the claim that a potential improvement in taste and quality of food products could justify animal cloning.
- Manual workers were more likely to mention a better price and economic benefits as reasons to justify animal cloning for food production compared with nutrition and health benefits (38% vs. 30%) – the opposite was observed for respondents in other occupational groups.
- Rural residents were the least likely to identify *helping to solve the worldwide food problems* as an important benefit that could justify animal cloning (51% vs. 56% of metropolitan residents). Metropolitan residents least frequently mentioned improved quality and taste of food products from cloned animals (15% vs. 20% of rural residents) as a potential justification for introducing such products.
- Looking at responses according to the attitude segments (see Section 2. for details), groups behave as one would expect: those on fifth of Europeans who generally accept cloning were more likely than others to agree that the various goals could sufficiently justify artificial

replication of animals. Differences across the segments are the lowest with regard to potential taste or quality improvement, which was rarely selected in each of the groups.

Benefits that would justify animal cloning for food production

	None of the listed benefits would justify animal cloning	<i>Animal cloning can help solve the worldwide food problems</i>		<i>Nutrition/health benefits</i>		<i>Price/economic benefits</i>		<i>Improved quality/taste/variety</i>	
		Most important	Total	Most important	Total	Most important	Total	Most important	Total
EU27	38	31	53	14	36	9	32	4	15
 SEX									
Male	34	35	57	13	36	10	35	4	17
Female	42	28	50	14	36	8	29	3	14
 AGE									
15 - 24	21	39	65	18	40	15	40	4	17
25 - 39	33	34	57	16	38	11	33	4	15
40 - 54	42	31	50	13	35	8	31	3	15
55 +	47	27	44	11	33	5	28	4	15
 EDUCATION (end of)									
Until 15 years of age	46	24	42	11	30	7	27	4	17
16 - 20	40	30	51	14	36	9	33	4	16
20 +	38	36	57	14	37	7	30	3	13
Still in education	22	38	65	17	39	16	39	4	16
 URBANISATION									
Metropolitan	37	34	56	13	36	8	32	3	13
Urban	36	32	54	14	35	10	33	4	16
Rural	40	29	51	14	36	9	31	4	17
 OCCUPATION									
Self-employed	39	32	54	14	37	9	30	4	15
Employee	37	35	57	15	38	8	32	3	15
Manual worker	36	29	52	13	30	12	38	5	16
Not working	39	29	51	13	35	9	31	4	16
 ACCEPTANCE OF CLONING									
Fund. opposed	73	11	30	5	23	5	25	1	15
Mixed response	33	35	57	15	38	9	31	4	14
Acceptance	10	48	70	19	42	13	41	8	22

Q6. What benefits would justify, for you as a consumer, the breeding of cloned animals for food production: What is the most important benefit to justify? And the second most important? % by socio-demographics, DK/NA not shown

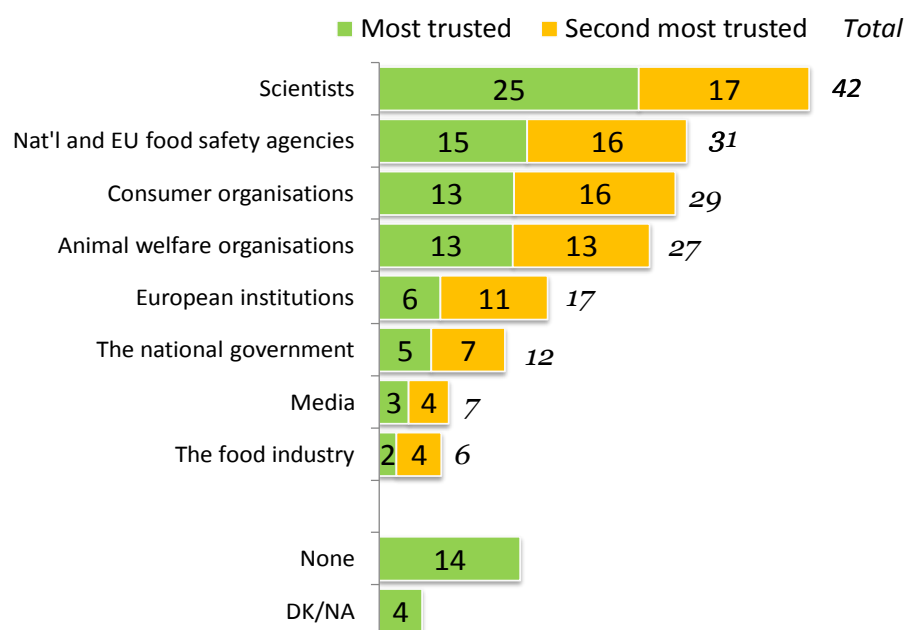
5. Trusted sources for information about the safety of cloned animals meant for human consumption

EU citizens were presented with a list of the potential sources for information about the safety of cloned animals meant for human consumption and asked to choose the source they would trust *the most* and the one they would trust *in second place*. Fourteen percent of respondents could not select any of the listed sources as the one they trusted the most or would trust none of the listed information sources. One-tenth of respondents gave their trust to only one information source (or, in other words, they selected a “most trusted source” but did not select a “second most trusted source”)⁵.

Respondents rated information provided by **scientists** about the safety of cloned animals meant for human consumption as the most trustworthy; 25% of interviewees chose this information source as the one they would trust the *most* from the different information sources presented.

Fifteen percent selected **national and European agencies responsible for food safety** (e.g. the European Food Safety Authority) as the source they would trust the most to inform them about the safety of cloned animals for human consumption, and a similar proportion chose **consumer organisations** and **animal welfare organisations** (both 13%). All other sources for information were chosen by less than 10% of interviewees as the most trusted source.

The most trusted sources for information about the safety of cloned animals meant for human consumption



Q7. Which one you would trust the most to inform you about how safe cloned animals or their offspring were for human consumption? And which one would be the second most trusted source for you?
 Base: all respondents
 % EU27

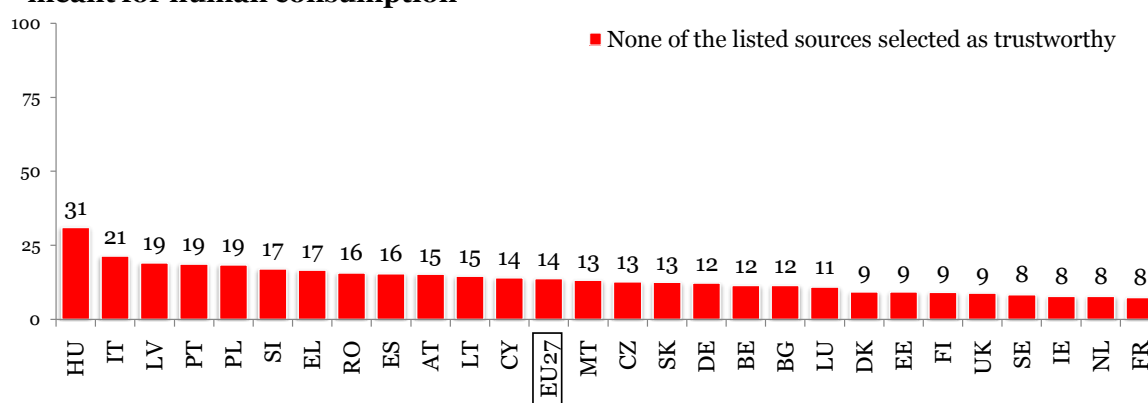
⁵ Please note that in the following analysis, we also provide information on the combined – most and second most important – figure for the various sources. In those instances where only one source was mentioned as trustworthy, and *none* or *don't know* responses were given for the second most trusted (which should be interpreted as “nobody else” and “not sure who else”, respectively) these were not combined with the *none* or *don't know* responses received in the first place, as these are clearly different. The detailed results are presented in Tables 22 and 23 in the Annex.

EU citizens were very unlikely to trust information provided by the **media** and the **food industry** about the safety of cloned animals meant for food production. Adding up the percentages of the *first* and *second* selections, it was noted that less than 10% of EU citizens selected the media or the food industry as a trusted source for information.

Trusted sources for information about the safety of cloned food – country variations

Hungarian respondents most frequently answered that they could not select any of the listed sources as the one they trusted the most or that they would trust none of the listed information sources (31%). Approximately one-fifth of Italians (21%), Latvians, Portuguese and Polish (all three, 19%) shared this opinion, while in all other countries less than one-sixth of respondents could not select any of the listed sources as the one they trusted the most.

Mistrust regarding information about the safety of cloned animals meant for human consumption



Q7. Which one you would trust the most to inform you about how safe cloned animals or their offspring were for human consumption? And which one would be the second most trusted source for you?
% EU27, "none" and DK/NA not shown

The following table shows the three most popular information sources that citizens said they would trust the most to inform them about the safety of cloned animals meant for human consumption, per country. The percentages of the *most trusted* and *second most trusted* selections were summed, and the focus is solely on respondents who selected at least one source they would trust.

A first glance shows that respondents in almost all of the Member States frequently selected the same information sources, i.e. scientists (in first position), followed by national and European food safety agencies, consumer organisations or animal welfare organisations.

In all Member States, **scientists** appeared among the three most popular sources for trustworthy information about the safety of cloned animals meant for human consumption. Furthermore, scientists were the most frequently mentioned source in 19 Member States. In Greece, for example, information provided by scientists clearly stood out as the most trustworthy, selected by 60% of respondents. The second and third most-mentioned sources, the “national and EU food safety agencies” and consumer organisations, were selected by 29% and 22%, respectively, of Greek respondents. In other countries, the difference between the most frequently-selected source for information and the second one was smaller: for example, in France, 49% of respondents selected scientists (in first position) compared to 45% who mentioned consumer organisations (in second position).

National and European agencies responsible for food safety also appeared among the three most popular sources for information about food safety in almost all of the Member States; it was the most frequently selected source in five countries. For example, almost half of Finnish respondents (49%) selected the “national and EU food safety agencies” (in first position), followed by 44% who opted for

scientists (second position) and 24% who preferred information coming from animal welfare organisations (third position).

Quite interestingly, **animal welfare organisations** proved to be among the most trusted information sources in 17 Member States and **consumer organisations** in 12 Member States. In Luxembourg, the former were the most popular source for information about food safety risks associated with cloning – selected by 39% of Luxembourgish – and the latter were the most popular source for information in Austria and Germany. About four in ten Austrians (42%) and Germans (40%) chose consumer organisations, while smaller proportions mentioned animal welfare organisations (39% and 36%, respectively) and scientists (35% and 34%, respectively).

The most trusted sources for information about the safety of cloned animals meant for human consumption

(three most popular choices - sum of “most trusted” and “second most trusted” – base: all respondents)

BE	%	BG	%	CZ	%
Scientists	48	Scientists	43	Scientists	56
Animal welfare organisations	26	Nat'l and EU food safety agencies	33	Nat'l and EU food safety agencies	28
Nat'l and EU food safety agencies	26	European institutions	29	Animal welfare organisations	24
DK	%	DE	%	EE	%
Scientists	42	Consumer organisations	40	Scientists	54
Consumer organisations	36	Animal welfare organisations	36	Animal welfare organisations	32
Animal welfare organisations	31	Scientists	34	Nat'l and EU food safety agencies	30
EL	%	ES	%	FR	%
Scientists	60	Scientists	48	Scientists	49
Nat'l and EU food safety agencies	29	Nat'l and EU food safety agencies	30	Consumer organisations	45
Consumer organisations	22	Consumer organisations	28	Animal welfare organisations	29
IE	%	IT	%	CY	%
Nat'l and EU food safety agencies	40	Scientists	38	Scientists	45
Scientists	36	Consumer organisations	24	Nat'l and EU food safety agencies	39
Animal welfare organisations	30	Nat'l and EU food safety agencies	20	Consumer organisations	25
LV	%	LT	%	LU	%
Scientists	43	Scientists	56	Animal welfare organisations	39
Animal welfare organisations	40	Animal welfare organisations	27	Scientists	34
Nat'l and EU food safety agencies	29	Nat'l and EU food safety agencies	26	Consumer organisations	34
HU	%	MT	%	NL	%
Nat'l and EU food safety agencies	40	Scientists	36	Scientists	44
Scientists	36	Nat'l and EU food safety agencies	31	Consumer organisations	36
Animal welfare organisations	28	European institutions	29	Nat'l and EU food safety agencies	34
AT	%	PL	%	PT	%
Consumer organisations	42	Scientists	45	Nat'l and EU food safety agencies	37
Animal welfare organisations	39	Nat'l and EU food safety agencies	35	Scientists	35
Scientists	35	Animal welfare organisations	30	Animal welfare organisations	27
RO	%	SI	%	SK	%
Scientists	39	Scientists	36	Scientists	46
Nat'l and EU food safety agencies	28	European institutions	29	Nat'l and EU food safety agencies	35
European institutions	26	Consumer organisations	26	Animal welfare organisations	33
FI	%	SE	%	UK	%
Nat'l and EU food safety agencies	49	Scientists	46	Nat'l and EU food safety agencies	42
Scientists	44	Nat'l and EU food safety agencies	34	Scientists	40
Animal welfare organisations	24	Consumer organisations	31	Animal welfare organisations	32

Q7. Which one you would trust the most to inform you about how safe cloned animals or their offspring were for human consumption? And which one would be the second most trusted source for you?

Base: all respondents; % country

In Bulgaria, Malta and Romania, scientists were also the most popular choice, followed by the “national and EU food safety agencies”. However, in these countries, **European institutions** were placed in third position – about three out of 10 Bulgarian (29%), Maltese (29%) and a quarter of Romanian (26%) citizens chose European institutions among the two sources they would trust most to inform them about the safety of cloned animals for human consumption. In Slovenia, European institutions were placed in second position – 36% of Slovenes selected scientists, 29% opted for European institutions and 26% chose consumer organisations.

Socio-demographic considerations

Older respondents, the less-educated ones, and those fundamentally opposed to cloning more frequently answered that they could not select any of the listed sources for information about food safety as the one they trusted the most or would trust none of the listed information sources. For example, 11% of the highly-educated respondents said they could not select any of the listed sources compared to 23% of respondents with the lowest level of education.







In regard to being informed about the safety of cloned animals meant for human consumption (focusing solely on respondents who selected at least one source they would trust), the analysis by socio-demographic and attitudinal groups showed that:

- Women were more likely to select animal welfare organisations as a trusted source for information (30% vs. 23% of men); men had a greater tendency to mention the national government (15% vs. 10%), European associations (19% vs. 14%) and the “national and European food safety agencies” (32% vs. 28%).
- Younger respondents were especially prone to selecting scientists, the “national and European food safety agencies” and European associations as trusted sources for information (e.g. 49% of 15-24 year-olds chose scientists vs. 38% of respondents aged 55 and over), but they were less likely to choose consumer organisations (19% of 15-24 year-olds selected this source vs. 35% of 40-54 year-olds).
- Respondents with the highest levels of education were also more liable to select scientists, national and European food safety agencies, European associations and consumer organisations (e.g. 19% of the highly-educated respondents opted for European associations vs. 12% of the least educated). Respondents with the lowest level of education, on the other hand, would trust information received from the national government slightly more (14% vs. 10% of the highly-educated respondents).
- Regarding place of residence, there were fewer differences regarding the most trusted sources for information about the safety of cloned animals meant for human consumption; however, respondents living in urban and metropolitan areas were slightly more apt to select scientists (46% and 44%, respectively, vs. 39% of rural residents), while respondents in rural areas more often chose animal welfare organisations (30% vs. 24% of urban residents and 26% of metropolitan residents).
- The largest difference by occupational status also related to information provided by scientists: 34% of manual workers selected this source compared to 41%-44% of the self-employed, employees and those without paid work. The non-working respondents were, in turn, less likely to trust information coming from consumer organisations (26% vs. 30%-33% of the self-employed, employees and manual workers).

- Looking at the segments defined by their fundamental attitude towards cloning *per se*, those in the “acceptance” segment more frequently mentioned scientists, the “national and European food safety agencies” and European associations as trusted sources for information (e.g. 51% would trust scientists vs. 30% in the “fundamentally opposed” segment). Respondents fundamentally opposed to animal cloning, in turn, would more easily trust information coming from animal welfare organisations (33% vs. 27% of the “mixed response” segment and 18% of the “acceptance” segment).

The most trusted sources for information about the safety of cloned animals meant for human consumption, by social segments

(sum of “most trusted” and “second most trusted”)

	None of the listed sources	Scientists	The national and European food safety agencies	Consumer organisations	Animal welfare organisations	European associations	The national government	Media	The food industry
EU27	14	42	30	29	27	17	12	7	6
 SEX									
Male	13	43	32	30	23	19	15	7	6
Female	15	41	28	28	30	14	10	7	7
 AGE									
15 - 24	7	49	35	19	28	22	14	7	8
25 - 39	11	43	33	29	26	18	12	8	7
40 - 54	14	42	31	35	26	15	9	6	5
55 +	18	38	25	30	27	14	15	6	6
 EDUCATION (end of)									
Until 15 years of age	23	31	25	25	26	12	14	8	9
16 - 20	14	39	30	30	30	15	13	7	7
20 +	11	49	32	34	22	19	10	6	4
Still in education	7	49	35	20	29	22	13	7	6
 URBANISATION									
Metropolitan	13	46	31	30	26	17	12	6	5
Urban	14	44	31	28	24	17	12	8	6
Rural	14	39	28	30	30	16	13	6	7
 OCCUPATION									
Self-employed	14	44	31	30	23	18	10	7	6
Employee	11	44	33	33	27	17	11	6	5
Manual worker	16	34	29	31	26	15	13	10	9
Not working	15	41	28	26	27	16	14	7	7
 ACCEPTANCE OF CLONING									
Fund. opposed	27	30	22	30	33	12	11	8	4
Mixed response	11	44	32	29	27	17	13	6	6
Acceptance	6	51	35	30	18	22	13	7	8

Q7. Which one you would trust the most to inform you about how safe cloned animals or their offspring were for human consumption? And which one would be the second most trusted source for you?
by socio-demographics, DK/NA not shown

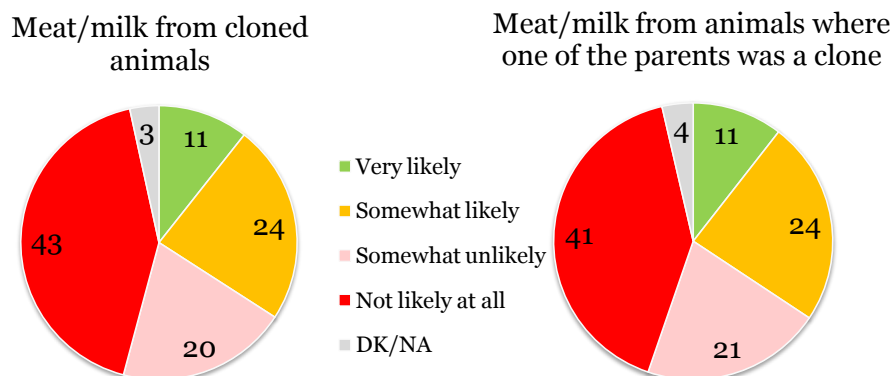
6. Consuming food products from cloned animals and their offspring

6.1 Buying food products linked to cloned animals

A majority of EU citizens said that it was unlikely that they would buy meat or milk from cloned animals, even if a trusted source stated that such products were safe to eat: 20% said it was *somewhat* unlikely and 43% answered it was *not at all* likely. A quarter of interviewees would consider buying meat and milk from cloned animals if a trusted source informed them this would be safe (24% selected the “somewhat likely” category). Only one-tenth of respondents (11%) considered it *very* likely that they would consume food products of cloned animals.

Respondents did not distinguish between buying food products of cloned animals or, alternatively, of animals where one of the parents was a clone: a large majority of respondents (84%) repeated their earlier answer. As a consequence, the distribution of answers for the likelihood of consuming food products from offspring of cloned animals was almost identical to the question about cloned animals themselves: 11% considered it very likely that they would buy meat or milk of the offspring of cloned animals, 24% thought it was somewhat likely, 21% answered it was somewhat unlikely and the largest group of respondents (41%) said this was not at all likely to happen.

The likelihood of consuming food products from cloned animals



Q8. If a source, that you trust, did state that meat and milk from cloned animals were safe to eat, how likely would you be to buy such products?
 Q9. And, if a source, that you trust, did state that meat and milk from animals where one of the parents was a clone (offspring), were safe to eat, how likely would you be to buy them?
 Base: all respondents
 % EU27

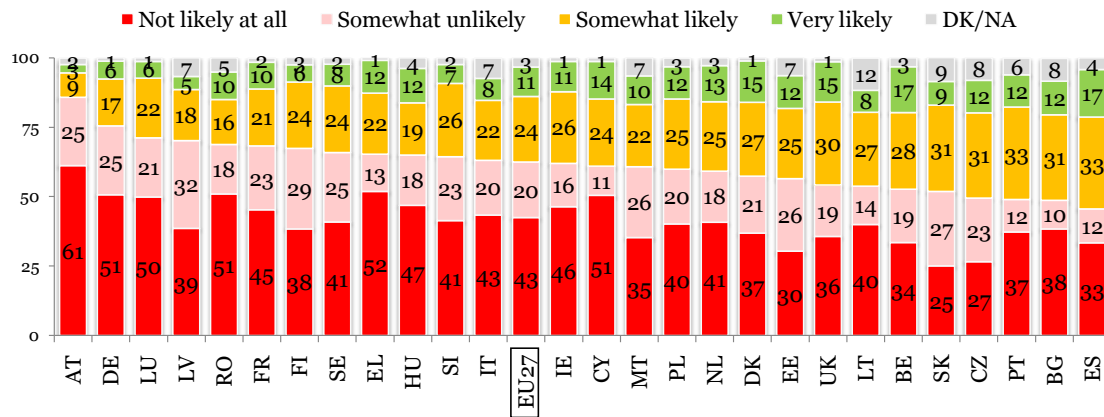
Austrian citizens most frequently said that it was unlikely that they would buy meat or milk coming from cloned animals, even if a trusted source stated that such products were safe to eat: 61% answered it was not at all likely and 25% said it was somewhat unlikely. There were five more Member States where at least half of the respondents said it was it was *not at all* likely that they would consume food products from cloned animals: Greece (52%), Germany, Romania, Cyprus (all 51%) and Luxembourg (50%).

In all Member States, less than one-sixth of respondents considered it *very* likely that they would consume food products of cloned animals even if a trusted source informed them this would be safe. Looking at the total number of respondents who would consider buying meat and milk that came from cloned animals (the sum of *somewhat* and *very* likely), it was noted that the Spanish respondents were the most likely to buy such food products, followed by respondents in Portugal, the UK, Bulgaria, the

Czech Republic and Belgium – in these countries between 43% and 50% of respondents considered it likely that they would buy meat and milk that came from cloned animals.

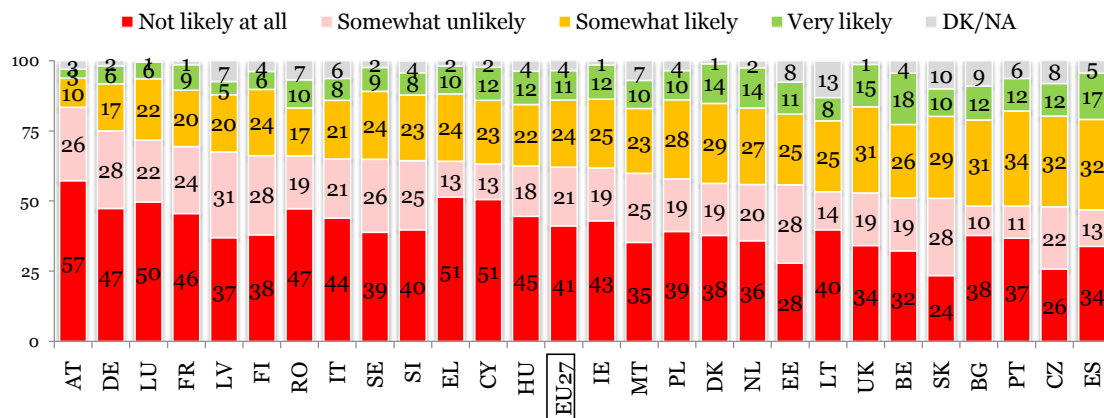
The country results about the likelihood of consuming food products that came from the offspring of cloned animals showed the same variation across Member States as the question that concerned the likelihood of consuming food products from the cloned animals themselves.

Would you consume meat and milk from cloned animals?



Q9. And, if a source, that you trust, did state that meat and milk from animals where one of the parents was a clone (offspring), were safe to eat, how likely would you be to buy them?
Base: all respondents
% by country

Would you consume meat and milk from the offspring of cloned animals?



Q9. And, if a source, that you trust, did state that meat and milk from animals where one of the parents was a clone (offspring), were safe to eat, how likely would you be to buy them?
Base: all respondents
% by country

Socio-demographic considerations

In regard to the likelihood of consuming food products that came from the offspring of cloned animals, the analysis by socio-demographic groups showed that:

- men were more likely to be potential consumers of meat and milk from cloned animals and from the offspring of cloned animals (41% of men were likely to buy meat or milk that came from cloned animals or their offspring, compared to only 28% of women)
- the older the respondents and the lower their level of education, the more likely it was that they were *not at all likely* to buy food products linked to cloned animals. For example, while slightly less than three out of 10 of the 15-24 year-olds said it was not at all likely that they

would consume meat or milk that came from cloned animals or their offspring; this proportion increased to 52% of respondents aged 55 and over

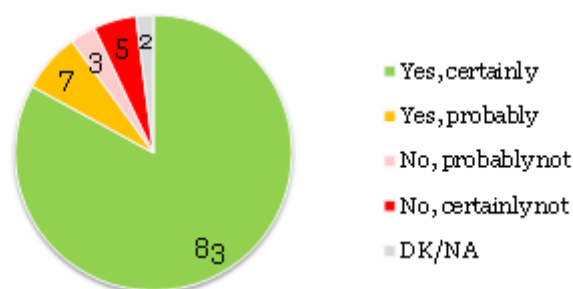
- the self-employed and those not working were also more frequently saying that it was *not at all likely* that they would consume meat or milk that came from cloned animals or their offspring: for example, 40% of employees and manual workers considered it not at all likely that they would buy food products linked to cloned animals, compared to 45% of the self-employed and 44% of non-working respondents
- city dwellers (both metropolitan and urban) would more easily buy food products that came from cloned animals or their offspring than would rural residents (37% of city dwellers would buy meat or milk that came from cloned animals and their offspring compared to 30% of rural residents)
- while seven out of 10 respondents in the “acceptance” segment considered it likely that they would buy meat and milk that came from cloned animals or their offspring, an equally large proportion (75%) of respondents in the “fundamentally opposed” segment said that it was not at all likely that they would consume such products.

For more details, see Annex tables 24b and 25b.

6.2 Views on labelling of food products linked to cloned animals

Nine out of 10 EU citizens considered it important that, if food products from offspring of cloned animals became available, that these products should be clearly labelled: 83% said this should *certainly* be the case and an additional 7% said this should *probably* be so. Only 3% of respondents doubted if special labelling should be required (i.e. they selected the “no, probably not” answer), and 5% said they would certainly not want such labelling.

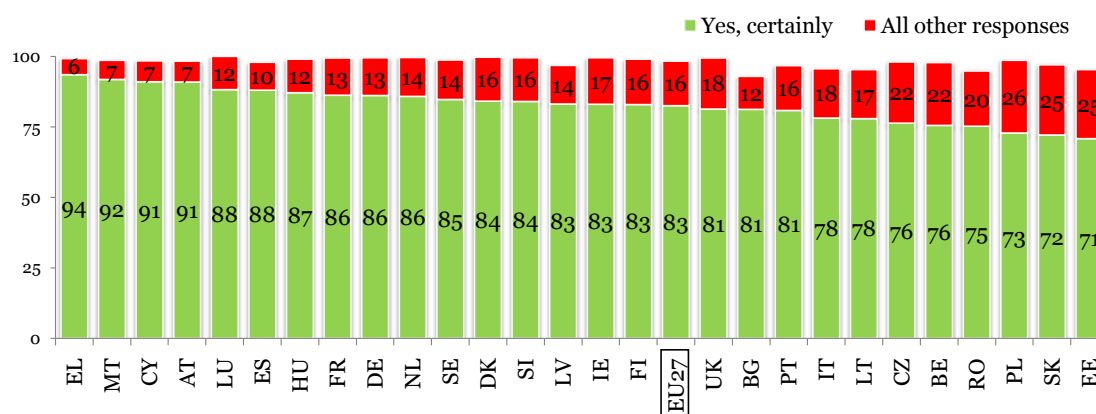
Is the special labelling of food products from cloned animals important?



Q40. If products from offspring of cloned animals would be available, would you consider it to be important to have special labelling indicating that the food was obtained from the offspring of a cloned animal?
 Base: all respondents
 % EU27

Citizens in all Member States shared the opinion that special labelling should be required if food products from the offspring of cloned animals become available in the shops. The proportion of interviewees who said it was essential that food products obtained from the offspring of a cloned animal were labelled accordingly ranged from 71% in Estonia to 94% in Greece. In almost all Member States less than a quarter of respondents doubted about the importance of such labelling. The exceptions were Estonia, Slovakia and Poland, where a quarter of respondents said that special labelling would be less important or not important at all.

Is the special labelling of food products from cloned animals important?



Q10. If products from offspring of cloned animals would be available, would you consider it to be important to have special labelling indicating that the food was obtained from the offspring of a cloned animal?
 Base: all respondents
 % by country, DK/NA not shown

Socio-demographic considerations

Women, the older and more highly-educated respondents were slightly more liable to say that it was essential that, if food products from the offspring of cloned animals became available, that these products should be clearly labelled. For example, 78% of the less-educated respondents said it was *certainly* important to have special labelling compared to 86% of the highly-educated ones. The aspect of education was also apparent in the finding that the self-employed (84%) and employees (86%) more frequently said that special labelling should be required, compared to manual workers (82%) or those without paid work (81%).

The more the respondents were opposed to animal cloning, the more liable they were to answer that special labelling should be required if food products from the offspring of cloned animals become available in the shops: 87% of the respondents in the “fundamentally opposed” segment stressed the importance of such labelling compared to 76% of those in the “acceptance” segment.

For more details, see Annex table 26b.

Flash EB Series #238

Europeans' attitudes
towards animal cloning

Annex Tables and Survey Details

THE GALLUP ORGANIZATION

I. Annex tables

Table 1a. Awareness of the term “animal cloning” – <i>by country</i>	47
Table 1b. Awareness of the term “animal cloning” – <i>by segment</i>	48
Table 2a. True or false? Cloning is making an identical copy of an existing animal – <i>by country</i>	49
Table 2b. True or false? Cloning is making an identical copy of an existing animal – <i>by segment</i>	50
Table 3a. True or false? Animal cloning involves genetic modification – <i>by country</i>	51
Table 3b. True or false? Animal cloning involves genetic modification – <i>by segment</i>	52
Table 4a. The ethics of animal cloning: Animal cloning is morally wrong – <i>by country</i>	53
Table 4b. The ethics of animal cloning: Animal cloning is morally wrong – <i>by segment</i>	54
Table 5a. The ethics of animal cloning: Animal cloning might lead to human cloning – <i>by country</i>	55
Table 5b. The ethics of animal cloning: Animal cloning might lead to human cloning – <i>by segment</i>	56
Table 6a. The ethics of animal cloning: Animal cloning will cause animals unnecessary pain, suffering and distress – <i>by country</i>	57
Table 6b. The ethics of animal cloning: Animal cloning will cause animals unnecessary pain, suffering and distress – <i>by segment</i>	58
Table 7a. The ethics of animal cloning: The long-term effects of animal cloning on nature are unknown – <i>by country</i>	59
Table 7b. The ethics of animal cloning: The long-term effects of animal cloning on nature are unknown – <i>by segment</i>	60
Table 8a. The ethics of animal cloning: Genetic diversity within livestock populations may decrease because of animal cloning – <i>by country</i>	61
Table 8b. The ethics of animal cloning: Genetic diversity within livestock populations may decrease because of animal cloning – <i>by segment</i>	62
Table 9a. Animal cloning might be justified to improve the robustness of animals against diseases – <i>by country</i>	63
Table 9b. Animal cloning might be justified to improve the robustness of animals against diseases – <i>by segment</i>	64
Table 10a. Animal cloning might be justified to preserve rare animal breeds – <i>by country</i>	65
Table 10b. Animal cloning might be justified to preserve rare animal breeds – <i>by segment</i>	66
Table 11a. Animal cloning might be justified for food production purposes – <i>by country</i>	67
Table 11b. Animal cloning might be justified for food production purposes – <i>by segment</i>	68
Table 12a. Concerns about animal cloning for food production: Animal cloning for food production is necessary for the European food industry to be competitive – <i>by country</i>	69
Table 12b. Concerns about animal cloning for food production: Animal cloning for food production is necessary for the European food industry to be competitive – <i>by segment</i>	70
Table 13a. Concerns about animal cloning for food production: We don’t have enough experience about the long-term health and safety effects of using cloned animals for food – <i>by country</i>	71
Table 13b. Concerns about animal cloning for food production: We don’t have enough experience about the long-term health and safety effects of using cloned animals for food – <i>by segment</i>	72

Table 14a. Concerns about animal cloning for food production: Using cloning for food production isn't acceptable, as it would treat animals as commodities rather than as creatures with feelings – <i>by country</i>	73
Table 14b. Concerns about animal cloning for food production: Using cloning for food production isn't acceptable, as it would treat animals as commodities rather than as creatures with feelings – <i>by segment</i>	74
Table 15a. Concerns about animal cloning for food production: Using cloning for food production would be much more efficient in the long run and lower the cost of food products for consumers – <i>by country</i>	75
Table 15b. Concerns about animal cloning for food production: Using cloning for food production would be much more efficient in the long run and lower the cost of food products for consumers – <i>by segment</i>	76
Table 16a. Concerns about animal cloning for food production: Cloning animals for human consumption isn't just a technical issue, as it could be seen as unacceptable on ethical grounds – <i>by country</i>	77
Table 16b. Concerns about animal cloning for food production: Cloning animals for human consumption isn't just a technical issue, as it could be seen as unacceptable on ethical grounds – <i>by segment</i>	78
Table 17a. Consumers would benefit if animal cloning was allowed – <i>by country</i>	79
Table 17b. Consumers would benefit if animal cloning was allowed – <i>by segment</i>	80
Table 18a. Farmers would benefit if animal cloning was allowed – <i>by country</i>	81
Table 18b. Farmers would benefit if animal cloning was allowed – <i>by segment</i>	82
Table 19a. The food industry would benefit if animal cloning was allowed – <i>by country</i>	83
Table 19b. The food industry would benefit if animal cloning was allowed – <i>by segment</i>	84
Table 20a. Benefits that would justify animal cloning for food production – <i>Most important</i> – <i>by country</i>	85
Table 20b. Benefits that would justify animal cloning for food production – <i>Most important</i> – <i>by segment</i>	86
Table 21a. Benefits that would justify animal cloning for food production – <i>Second most important</i> – <i>by country</i>	87
Table 21b. Benefits that would justify animal cloning for food production – <i>Second most important</i> – <i>by segment</i>	88
Table 22a. The most trusted sources for information about the safety of cloned animals meant for human consumption – <i>Most trusted</i> – <i>by country</i>	89
Table 22b. The most trusted sources for information about the safety of cloned animals meant for human consumption – <i>Most trusted</i> – <i>by segment</i>	90
Table 23a. The most trusted sources for information about the safety of cloned animals meant for human consumption – <i>Second most trusted</i> – <i>by country</i>	91
Table 23b. The most trusted sources for information about the safety of cloned animals meant for human consumption – <i>Second most trusted</i> – <i>by segment</i>	92
Table 24a. Would you consume meat and milk from cloned animals – <i>by country</i>	93
Table 24b. Would you consume meat and milk from cloned animals – <i>by segment</i>	94
Table 25a. Would you consume meat and milk from the offspring of cloned animals – <i>by country</i>	95
Table 25b. Would you consume meat and milk from the offspring of cloned animals – <i>by segment</i> ...	96

Table 26a. Is the special labelling of food products from cloned animals important? – *by country*.....97

Table 26b. Is the special labelling of food products from cloned animals important? – *by segment*98

Table 1a. Awareness of the term “animal cloning” – *by country*

QUESTION: Q1. Are you aware of the term “animal cloning”?





























	Total N	% I've heard of it and I know what it means	% I've heard of it but I do not know what it means	% I have never heard of it	% DK/NA
 EU27	25607	81.4	11.4	6.9	0.3
COUNTRY					
 Belgium	1006	81.5	11.7	6.5	0.3
 Bulgaria	1005	65	20	13.4	1.7
 Czech Rep.	1003	81.5	15	3.5	0
 Denmark	1003	95.5	3.7	0.8	0
 Germany	1000	86.8	7.9	5.1	0.2
 Estonia	1019	75.2	20.3	4.3	0.3
 Greece	1003	84	11.1	4.9	0
 Spain	1003	76	13.5	10.1	0.3
 France	1009	86.5	6.9	6.5	0
 Ireland	1000	75.6	9.9	14.5	0
 Italy	1008	78.8	14.2	6.7	0.3
 Cyprus	503	68.5	22.4	8.5	0.6
 Latvia	1002	72.7	19.1	7.7	0.4
 Lithuania	1003	62.7	24.8	12.1	0.3
 Luxembourg	503	91.5	5.2	3.3	0
 Hungary	1008	86.8	9.5	3.7	0
 Malta	502	68.5	7.9	23.2	0.4
 Netherlands	1000	91.2	7	1.8	0
 Austria	1000	88.9	8.8	2	0.3
 Poland	1006	77.8	15.8	5.4	1
 Portugal	1006	76.9	11.7	11.2	0.3
 Romania	1002	68.2	17.1	13.2	1.5
 Slovenia	1004	93.4	4.6	2	0
 Slovakia	1008	78.9	16.7	4.4	0
 Finland	1001	83.4	14.5	2.1	0
 Sweden	1000	86.1	8.6	5	0.2
 United Kingdom	1000	80.2	10.7	9	0

Table 1b. Awareness of the term “animal cloning” – *by segment*

QUESTION: Q1. Are you aware of the term “animal cloning”?







	Total N	% I've heard of it and I know what it means	% I've heard of it but I do not know what it means	% I have never heard of it	% DK/NA
EU27	25607	81.4	11.4	6.9	0.3
 SEX					
Male	12323	83.4	10.4	5.9	0.2
Female	13284	79.6	12.3	7.7	0.4
 AGE					
15 - 24	4150	78.1	12.8	8.7	0.4
25 - 39	6127	83.8	10.3	5.6	0.3
40 - 54	7038	85.2	9.8	4.9	0
55 +	8030	78.3	12.9	8.3	0.5
 EDUCATION (end of)					
Until 15 years of age	3378	67.3	18.2	13.9	0.5
16 - 20	10745	81.7	11.4	6.4	0.5
20 +	7393	90.4	6.3	3.2	0
Still in education	3283	80.3	12.8	6.8	0.1
 URBANISATION					
Metropolitan	5306	84.4	9.8	5.6	0.2
Urban	10328	82.5	11	6.4	0.1
Rural	9766	79.1	12.4	7.9	0.6
 OCCUPATION					
Self-employed	2340	87	9	3.7	0.3
Employee	8545	87.6	7.8	4.6	0
Manual worker	1964	79.9	13.1	6.7	0.3
Not working	12555	76.6	13.9	9	0.5
 ACCEPTANCE OF CLONING					
Fundamentally opposed	5073	83.3	10.2	6.2	0.3
Mixed response	15044	82.4	11.2	6.1	0.2
Acceptance	4338	82.3	10.7	6.9	0.1

Table 2a. True or false? Cloning is making an identical copy of an existing animal – *by country*

QUESTION: Q2_a. Please tell me if the following statements are true or false: - Cloned animals are an identical replica or copy of the animal used as a source for such cloning





























	Total N	% True	% False	% DK/NA
 EU27	25607	80.2	12.6	7.2
COUNTRY				
 Belgium	1006	82.5	11.1	6.5
 Bulgaria	1005	64.5	13.4	22.2
 Czech Rep.	1003	79.1	13.2	7.7
 Denmark	1003	91	6	3
 Germany	1000	86.3	11.1	2.6
 Estonia	1019	67.9	18.1	14
 Greece	1003	87	10.5	2.5
 Spain	1003	78.4	13	8.6
 France	1009	83.6	12	4.4
 Ireland	1000	81.5	12.3	6.3
 Italy	1008	73.6	17.5	8.8
 Cyprus	503	81.5	11.5	7
 Latvia	1002	60.2	19	20.8
 Lithuania	1003	67.2	13.6	19.1
 Luxembourg	503	88.4	8	3.6
 Hungary	1008	82.6	9.6	7.8
 Malta	502	77.4	6.8	15.8
 Netherlands	1000	82.6	12.9	4.6
 Austria	1000	85.4	8.4	6.2
 Poland	1006	70.1	16.6	13.4
 Portugal	1006	80.5	8.8	10.7
 Romania	1002	71.6	12.6	15.8
 Slovenia	1004	81.3	13.2	5.5
 Slovakia	1008	67.6	20.2	12.2
 Finland	1001	80	12.4	7.6
 Sweden	1000	85.7	10	4.4
 United Kingdom	1000	85.6	9.7	4.7

Table 2b. True or false? Cloning is making an identical copy of an existing animal – *by segment*

QUESTION: Q2_a. Please tell me if the following statements are true or false: - Cloned animals are an identical replica or copy of the animal used as a source for such cloning







	Total N	% True	% False	% DK/NA
EU27	25607	80.2	12.6	7.2
 SEX				
Male	12323	80.5	13.4	6
Female	13284	79.9	11.9	8.2
 AGE				
15 - 24	4150	81.2	13.5	5.3
25 - 39	6127	82.8	11.8	5.3
40 - 54	7038	83.8	11.4	4.8
55 +	8030	74.7	13.9	11.4
 EDUCATION (end of)				
Until 15 years of age	3378	68.2	16.9	14.9
16 - 20	10745	81.1	11.9	7.1
20 +	7393	85.3	11.3	3.4
Still in education	3283	81.8	13.1	5.1
 URBANISATION				
Metropolitan	5306	81.9	11.1	7
Urban	10328	79.9	13.2	6.9
Rural	9766	79.8	12.9	7.4
 OCCUPATION				
Self-employed	2340	83.7	11.4	4.9
Employee	8545	85.9	10.5	3.6
Manual worker	1964	79.5	13.1	7.4
Not working	12555	75.9	14.2	10
 ACCEPTANCE OF CLONING				
Fundamentally opposed	5073	76.6	16.8	6.7
Mixed response	15044	82.4	11.8	5.8
Acceptance	4338	84.2	10	5.8

Table 3a. True or false? Animal cloning involves genetic modification – *by country*

QUESTION: Q2_b. Please tell me if the following statements are true or false: - Animal cloning involves genetic modification





























	Total N	% True	% False	% DK/NA
 EU27	25607	48.6	36.4	15
COUNTRY				
 Belgium	1006	59.7	26	14.3
 Bulgaria	1005	53.7	17.1	29.2
 Czech Rep.	1003	59.1	21.1	19.7
 Denmark	1003	29.1	64	7
 Germany	1000	38.2	52.5	9.3
 Estonia	1019	51.1	25.5	23.4
 Greece	1003	58.2	27.3	14.5
 Spain	1003	50.8	31.6	17.7
 France	1009	36.2	49.7	14.1
 Ireland	1000	64	26.1	9.9
 Italy	1008	49.5	31.3	19.2
 Cyprus	503	50.8	27.5	21.7
 Latvia	1002	50.2	15.2	34.5
 Lithuania	1003	48.8	26.3	25
 Luxembourg	503	39	50.9	10
 Hungary	1008	51.3	37.8	10.9
 Malta	502	54.6	18.6	26.8
 Netherlands	1000	58.5	27.9	13.7
 Austria	1000	25.4	63.2	11.4
 Poland	1006	57	22.8	20.1
 Portugal	1006	54.4	24.9	20.7
 Romania	1002	53.2	27.6	19.2
 Slovenia	1004	34.4	56.3	9.3
 Slovakia	1008	56.7	20.6	22.8
 Finland	1001	61.6	24.5	13.9
 Sweden	1000	46.5	36.9	16.6
 United Kingdom	1000	58.3	31.6	10.1

Table 3b. True or false? Animal cloning involves genetic modification – *by segment*

QUESTION: Q2_b. Please tell me if the following statements are true or false: - Animal cloning involves genetic modification







	Total N	% True	% False	% DK/NA
EU27	25607	48.6	36.4	15
 SEX				
Male	12323	48.5	39.6	11.9
Female	13284	48.6	33.4	18
 AGE				
15 - 24	4150	48.6	42.2	9.2
25 - 39	6127	50.4	37.4	12.3
40 - 54	7038	47.1	39.2	13.7
55 +	8030	48.6	30.5	20.9
 EDUCATION (end of)				
Until 15 years of age	3378	51.1	22.5	26.4
16 - 20	10745	50.5	33.8	15.8
20 +	7393	45	44.7	10.3
Still in education	3283	47.9	43	9.2
 URBANISATION				
Metropolitan	5306	47.1	40.1	12.8
Urban	10328	51	33.7	15.2
Rural	9766	46.7	37.3	16
 OCCUPATION				
Self-employed	2340	48.9	39.1	12
Employee	8545	47.9	41.3	10.8
Manual worker	1964	51	33.4	15.6
Not working	12555	48.4	33.3	18.3
 ACCEPTANCE OF CLONING				
Fundamentally opposed	5073	53	31.1	15.9
Mixed response	15044	48.1	38.2	13.7
Acceptance	4338	47.9	41.4	10.7

Table 4a. The ethics of animal cloning: Animal cloning is morally wrong – *by country*

QUESTION: Q3_A. Do you tend to agree or disagree with the following statements? - Animal cloning is morally wrong





























	Total N	% Agree	% Disagree	% DK/NA
 EU27	25607	61.4	31.5	7.1
COUNTRY				
 Belgium	1006	61.2	30.5	8.3
 Bulgaria	1005	59	26.6	14.4
 Czech Rep.	1003	54.7	36.2	9.1
 Denmark	1003	64.9	31.9	3.2
 Germany	1000	70.9	25.6	3.5
 Estonia	1019	65.3	24	10.7
 Greece	1003	67.8	28.7	3.6
 Spain	1003	47.4	44.7	7.9
 France	1009	64.8	28.7	6.5
 Ireland	1000	54.6	37.8	7.6
 Italy	1008	63.2	27.9	8.9
 Cyprus	503	62.3	32.3	5.4
 Latvia	1002	70.1	19.8	10
 Lithuania	1003	60.2	25.6	14.3
 Luxembourg	503	72.5	24.2	3.3
 Hungary	1008	64.5	29.9	5.6
 Malta	502	64.5	26.6	8.9
 Netherlands	1000	61	34.6	4.4
 Austria	1000	78.7	17	4.3
 Poland	1006	61.4	27.1	11.6
 Portugal	1006	56.6	30.8	12.6
 Romania	1002	62.4	27	10.6
 Slovenia	1004	76.4	20.1	3.5
 Slovakia	1008	66.1	25.1	8.8
 Finland	1001	71.3	21.9	6.8
 Sweden	1000	72.8	21	6.2
 United Kingdom	1000	46.4	47.6	6.1

Table 4b. The ethics of animal cloning: Animal cloning is morally wrong – *by segment*

QUESTION: Q3_A. Do you tend to agree or disagree with the following statements? - Animal cloning is morally wrong







	Total N	% Agree	% Disagree	% DK/NA
EU27	25607	61.4	31.5	7.1
 SEX				
Male	12323	55.2	38	6.8
Female	13284	67.1	25.4	7.4
 AGE				
15 - 24	4150	60.2	34.8	5
25 - 39	6127	60.7	32	7.3
40 - 54	7038	61.9	31.5	6.6
55 +	8030	62.3	29.3	8.4
 EDUCATION (end of)				
Until 15 years of age	3378	65.1	25	9.9
16 - 20	10745	64.7	28.6	6.7
20 +	7393	56.9	36.5	6.5
Still in education	3283	57.1	36.9	6
 URBANISATION				
Metropolitan	5306	56.7	36	7.2
Urban	10328	59.9	32.8	7.3
Rural	9766	65.6	27.5	6.9
 OCCUPATION				
Self-employed	2340	56.5	35.7	7.8
Employee	8545	60.7	32.7	6.7
Manual worker	1964	66.4	27.5	6.1
Not working	12555	62	30.6	7.4
 ACCEPTANCE OF CLONING				
Fundamentally opposed	5073	85.7	12.2	2.1
Mixed response	15044	60.8	32	7.2
Acceptance	4338	36.5	55.9	7.5

Table 5a. The ethics of animal cloning: Animal cloning might lead to human cloning – by country

QUESTION: Q3_B. Do you tend to agree or disagree with the following statements? - Animal cloning might lead to human cloning





























	Total N	% Agree	% Disagree	% DK/NA
 EU27	25607	76.8	19.4	3.7
COUNTRY				
 Belgium	1006	83.1	14	2.9
 Bulgaria	1005	73.4	14.4	12.1
 Czech Rep.	1003	79.2	17.1	3.7
 Denmark	1003	77.4	21.5	1.1
 Germany	1000	84.2	14.3	1.5
 Estonia	1019	78.4	14.3	7.3
 Greece	1003	79.1	19	2
 Spain	1003	69.8	26	4.3
 France	1009	83.2	15.1	1.7
 Ireland	1000	77.6	20.2	2.2
 Italy	1008	69.4	25.6	5
 Cyprus	503	76	19.4	4.6
 Latvia	1002	79.3	12.2	8.5
 Lithuania	1003	75.2	14.7	10.2
 Luxembourg	503	87.9	11.2	0.9
 Hungary	1008	86.5	10	3.5
 Malta	502	79.1	15.7	5.1
 Netherlands	1000	81.5	17.2	1.3
 Austria	1000	76.2	20.7	3.1
 Poland	1006	76.9	18	5.1
 Portugal	1006	76.8	15.7	7.4
 Romania	1002	68.6	20.7	10.7
 Slovenia	1004	87.3	11.7	1
 Slovakia	1008	75	20	5
 Finland	1001	80.9	16.2	2.9
 Sweden	1000	69.6	26.4	3.9
 United Kingdom	1000	71.5	25.6	2.9

Table 5b. The ethics of animal cloning: Animal cloning might lead to human cloning – *by segment*

QUESTION: Q3_B. Do you tend to agree or disagree with the following statements? - Animal cloning might lead to human cloning







	Total N	% Agree	% Disagree	% DK/NA
EU27	25607	76.8	19.4	3.7
 SEX				
Male	12323	77.7	18.8	3.5
Female	13284	76	20.1	3.9
 AGE				
15 - 24	4150	76.4	19.9	3.7
25 - 39	6127	80	17.6	2.5
40 - 54	7038	79.5	17.3	3.2
55 +	8030	73	22.1	4.9
 EDUCATION (end of)				
Until 15 years of age	3378	67.5	25.6	6.9
16 - 20	10745	79.1	17.8	3.1
20 +	7393	81.5	16.2	2.3
Still in education	3283	72.6	23.9	3.4
 URBANISATION				
Metropolitan	5306	78	18.8	3.1
Urban	10328	77.7	19.1	3.2
Rural	9766	75.7	19.9	4.5
 OCCUPATION				
Self-employed	2340	79	18.4	2.6
Employee	8545	82.2	15.4	2.4
Manual worker	1964	78.6	17.8	3.6
Not working	12555	72.6	22.6	4.8
 ACCEPTANCE OF CLONING				
Fundamentally opposed	5073	82.4	15.4	2.2
Mixed response	15044	77.4	19.7	2.9
Acceptance	4338	73.6	23.5	2.9

Table 6a. The ethics of animal cloning: Animal cloning will cause animals unnecessary pain, suffering and distress – *by country*

QUESTION: Q3_C. Do you tend to agree or disagree with the following statements? - Animal cloning will cause animals unnecessary pain, suffering and distress





























	Total N	% Agree	% Disagree	% DK/NA
 EU27	25607	41.3	41.7	17
COUNTRY				
 Belgium	1006	37	45.4	17.6
 Bulgaria	1005	39.8	36.3	23.9
 Czech Rep.	1003	37.8	46.6	15.6
 Denmark	1003	29.5	62.5	8
 Germany	1000	39.7	42.9	17.3
 Estonia	1019	33.8	39.1	27.1
 Greece	1003	52	32.3	15.7
 Spain	1003	32.8	48.4	18.8
 France	1009	35	49.9	15.1
 Ireland	1000	49.4	38.9	11.7
 Italy	1008	51.5	30.8	17.6
 Cyprus	503	53.5	30	16.6
 Latvia	1002	59.9	22.9	17.1
 Lithuania	1003	45	31.3	23.7
 Luxembourg	503	40	41.4	18.7
 Hungary	1008	40.8	40.5	18.7
 Malta	502	59.6	21	19.3
 Netherlands	1000	29.5	50.3	20.2
 Austria	1000	33.2	44.8	22
 Poland	1006	50.1	29.3	20.6
 Portugal	1006	46.3	33.9	19.9
 Romania	1002	42.6	36.6	20.8
 Slovenia	1004	56.6	32.7	10.7
 Slovakia	1008	47.3	34.7	18
 Finland	1001	49.1	37.6	13.3
 Sweden	1000	41.1	38.1	20.8
 United Kingdom	1000	40	50.1	9.9

Table 6b. The ethics of animal cloning: Animal cloning will cause animals unnecessary pain, suffering and distress – *by segment*

QUESTION: Q3_C. Do you tend to agree or disagree with the following statements? - Animal cloning will cause animals unnecessary pain, suffering and distress







	Total N	% Agree	% Disagree	% DK/NA
EU27	25607	41.3	41.7	17
 SEX				
Male	12323	34.7	49.3	15.9
Female	13284	47.4	34.7	17.9
 AGE				
15 - 24	4150	45.7	43.4	10.9
25 - 39	6127	38.1	46.6	15.3
40 - 54	7038	38.5	43.6	17.9
55 +	8030	43.7	35.8	20.5
 EDUCATION (end of)				
Until 15 years of age	3378	51.6	27.3	21.2
16 - 20	10745	44.2	37.7	18.1
20 +	7393	30.7	54.2	15.1
Still in education	3283	43.4	44.2	12.4
 URBANISATION				
Metropolitan	5306	38.1	46.3	15.6
Urban	10328	41.4	42.1	16.5
Rural	9766	42.9	39.1	18
 OCCUPATION				
Self-employed	2340	35.6	47.3	17.1
Employee	8545	35.3	49.2	15.5
Manual worker	1964	46.8	36.2	16.9
Not working	12555	45.5	36.6	17.9
 ACCEPTANCE OF CLONING				
Fundamentally opposed	5073	59.6	23.3	17.1
Mixed response	15044	39.2	44.6	16.2
Acceptance	4338	27.8	59.7	12.5

Table 7a. The ethics of animal cloning: The long-term effects of animal cloning on nature are unknown – *by country*

QUESTION: Q3_D. Do you tend to agree or disagree with the following statements? - The long-term effects of animal cloning on nature are unknown





























	Total N	% Agree	% Disagree	% DK/NA
 EU27	25607	83.5	9.3	7.2
COUNTRY				
 Belgium	1006	82.7	8.9	8.5
 Bulgaria	1005	68.4	9.2	22.4
 Czech Rep.	1003	80.7	10.3	8.9
 Denmark	1003	89.3	7.6	3.2
 Germany	1000	85.6	10.2	4.3
 Estonia	1019	79.9	6	14
 Greece	1003	91.3	7.1	1.6
 Spain	1003	76.8	13.3	9.9
 France	1009	86.6	7.6	5.8
 Ireland	1000	88	9.3	2.7
 Italy	1008	80.6	11.6	7.8
 Cyprus	503	84	9.7	6.3
 Latvia	1002	81.9	4.4	13.7
 Lithuania	1003	82.8	5	12.3
 Luxembourg	503	86.2	8.8	5
 Hungary	1008	88.5	5.1	6.4
 Malta	502	76.3	8.3	15.4
 Netherlands	1000	87.6	7.6	4.7
 Austria	1000	92.2	4.9	2.9
 Poland	1006	75.9	8.4	15.7
 Portugal	1006	79.1	10.8	10.1
 Romania	1002	77.2	8.6	14.3
 Slovenia	1004	79.3	14.2	6.5
 Slovakia	1008	79.8	10.7	9.4
 Finland	1001	93.8	3.5	2.7
 Sweden	1000	90.1	3.9	5.9
 United Kingdom	1000	89.3	8.6	2.1

Table 7b. The ethics of animal cloning: The long-term effects of animal cloning on nature are unknown – *by segment*

QUESTION: Q3_D. Do you tend to agree or disagree with the following statements? - The long-term effects of animal cloning on nature are unknown







	Total N	% Agree	% Disagree	% DK/NA
EU27	25607	83.5	9.3	7.2
 SEX				
Male	12323	84.3	9.7	6.1
Female	13284	82.8	8.9	8.3
 AGE				
15 - 24	4150	78.8	12.9	8.3
25 - 39	6127	86.9	6.6	6.4
40 - 54	7038	85.7	8.6	5.7
55 +	8030	81.6	10	8.4
 EDUCATION (end of)				
Until 15 years of age	3378	75.6	11.6	12.8
16 - 20	10745	84.1	8.7	7.2
20 +	7393	89.5	7.3	3.3
Still in education	3283	79.2	12.4	8.4
 URBANISATION				
Metropolitan	5306	84.3	8.4	7.3
Urban	10328	84.3	9.4	6.3
Rural	9766	82.4	9.5	8.1
 OCCUPATION				
Self-employed	2340	87.2	8.3	4.5
Employee	8545	88.8	7.2	4
Manual worker	1964	81	10.1	8.9
Not working	12555	79.7	10.8	9.6
 ACCEPTANCE OF CLONING				
Fundamentally opposed	5073	86.7	8.1	5.2
Mixed response	15044	85.2	8.8	6
Acceptance	4338	81	12.6	6.4

Table 8a. The ethics of animal cloning: Genetic diversity within livestock populations may decrease because of animal cloning – *by country*

QUESTION: Q3_E. Do you tend to agree or disagree with the following statements? - Genetic diversity within livestock populations may decrease because of animal cloning





























	Total N	% Agree	% Disagree	% DK/NA
 EU27	25607	63.4	21.6	15.1
COUNTRY				
 Belgium	1006	67.6	16.2	16.1
 Bulgaria	1005	53.3	22.7	24
 Czech Rep.	1003	63.1	18.5	18.4
 Denmark	1003	67.4	18.9	13.7
 Germany	1000	67.3	24.6	8.1
 Estonia	1019	57.4	17.6	25
 Greece	1003	68	22.4	9.5
 Spain	1003	55.8	25.6	18.6
 France	1009	72.5	15.5	12
 Ireland	1000	67.5	21.9	10.7
 Italy	1008	62.5	19.4	18.1
 Cyprus	503	58.5	26.6	14.9
 Latvia	1002	56.2	13.4	30.4
 Lithuania	1003	62.3	19.2	18.5
 Luxembourg	503	69.2	21	9.8
 Hungary	1008	75.6	15.4	8.9
 Malta	502	62.2	21.6	16.2
 Netherlands	1000	66.9	17.9	15.2
 Austria	1000	64.7	23.9	11.4
 Poland	1006	49	28.5	22.5
 Portugal	1006	66.7	17.9	15.4
 Romania	1002	47.9	21.9	30.2
 Slovenia	1004	76.5	15.5	7.9
 Slovakia	1008	64.3	17	18.7
 Finland	1001	87.2	5.6	7.2
 Sweden	1000	61.4	16.7	21.9
 United Kingdom	1000	63.6	24.8	11.6

Table 8b. The ethics of animal cloning: Genetic diversity within livestock populations may decrease because of animal cloning – *by segment*

QUESTION: Q3_E. Do you tend to agree or disagree with the following statements? - Genetic diversity within livestock populations may decrease because of animal cloning







	Total N	% Agree	% Disagree	% DK/NA
EU27	25607	63.4	21.6	15.1
 SEX				
Male	12323	63.7	23.6	12.6
Female	13284	63.1	19.7	17.3
 AGE				
15 - 24	4150	61.2	26.6	12.2
25 - 39	6127	65	21.1	13.9
40 - 54	7038	65.3	21.5	13.2
55 +	8030	62.1	19.3	18.7
 EDUCATION (end of)				
Until 15 years of age	3378	59.8	19.8	20.4
16 - 20	10745	62.5	21.7	15.8
20 +	7393	68.3	20.3	11.4
Still in education	3283	61.3	26.5	12.3
 URBANISATION				
Metropolitan	5306	62.3	22.1	15.7
Urban	10328	63.8	22.1	14.1
Rural	9766	63.9	20.6	15.5
 OCCUPATION				
Self-employed	2340	64	23	13
Employee	8545	67.8	20.5	11.7
Manual worker	1964	61.1	23.3	15.6
Not working	12555	60.8	21.8	17.5
 ACCEPTANCE OF CLONING				
Fundamentally opposed	5073	71.9	13.2	14.9
Mixed response	15044	64.3	22.1	13.6
Acceptance	4338	56	31.6	12.4

Table 9a. Animal cloning might be justified to improve the robustness of animals against diseases – *by country*

QUESTION: Q4_A. Animal cloning can serve different purposes. Please tell me if animal cloning is always justifiable, without any constraints or justifiable under certain circumstances or never justifiable... - to improve the robustness of animals against diseases





























	Total N	% Always justifiable, without any constraints	% Justifiable under certain circumstances	% Never justifiable	% DK/NA
 EU27	25607	15.6	41.2	37.6	5.7
COUNTRY					
 Belgium	1006	17.9	41.7	35.4	5
 Bulgaria	1005	20.7	43	24	12.3
 Czech Rep.	1003	31.2	41.7	20.9	6.2
 Denmark	1003	10.8	51.1	35.1	3
 Germany	1000	11.9	40.1	45.9	2.1
 Estonia	1019	15.7	45	25.7	13.6
 Greece	1003	10.2	47.6	37.9	4.3
 Spain	1003	30.1	39.9	26	4
 France	1009	10.1	40.8	43.1	6.1
 Ireland	1000	9.3	51.3	34.8	4.7
 Italy	1008	17.3	28	46.2	8.5
 Cyprus	503	12.4	44.9	36.5	6.3
 Latvia	1002	10.4	44	33.1	12.6
 Lithuania	1003	17.7	41.7	29.3	11.3
 Luxembourg	503	16.5	36.1	44.7	2.6
 Hungary	1008	14.1	46.5	34.5	4.9
 Malta	502	21.1	25.4	40.9	12.7
 Netherlands	1000	12.6	44.2	40.4	2.9
 Austria	1000	8.8	32.2	55.6	3.5
 Poland	1006	19.6	43.9	28.3	8.2
 Portugal	1006	16.8	40.1	33.2	9.8
 Romania	1002	15.1	29.5	41.7	13.7
 Slovenia	1004	9.6	42.6	44.3	3.4
 Slovakia	1008	27.6	44.6	22.2	5.6
 Finland	1001	10.6	44	41.7	3.7
 Sweden	1000	7.6	36.5	49.1	6.8
 United Kingdom	1000	12.1	56.4	27.9	3.5

Table 9b. Animal cloning might be justified to improve the robustness of animals against diseases – *by segment*

QUESTION: Q4_A. Animal cloning can serve different purposes. Please tell me if animal cloning is always justifiable, without any constraints or justifiable under certain circumstances or never justifiable... - to improve the robustness of animals against diseases







	Total N	% Always justifiable, without any constraints	% Justifiable under certain circumstances	% Never justifiable	% DK/NA
EU27	25607	15.6	41.2	37.6	5.7
 SEX					
Male	12323	18.1	42.3	35.2	4.4
Female	13284	13.2	40.1	39.9	6.8
 AGE					
15 - 24	4150	18	47.8	29.8	4.3
25 - 39	6127	16.6	44.8	33.8	4.8
40 - 54	7038	14.6	39	41.8	4.5
55 +	8030	14.3	37.1	40.9	7.7
 EDUCATION (end of)					
Until 15 years of age	3378	13.4	34	42.2	10.5
16 - 20	10745	15.5	41.7	37.4	5.4
20 +	7393	14.6	42.9	38.9	3.5
Still in education	3283	19	45.7	30.7	4.6
 URBANISATION					
Metropolitan	5306	16.2	43.3	35.9	4.7
Urban	10328	16.3	42.2	35.9	5.6
Rural	9766	14.4	39.1	40.4	6.1
 OCCUPATION					
Self-employed	2340	16.4	42.4	36.8	4.3
Employee	8545	13.4	44.5	38.4	3.7
Manual worker	1964	19.4	37.2	38.8	4.7
Not working	12555	16.1	39.4	37.2	7.3
 ACCEPTANCE OF CLONING					
Fundamentally opposed	5073	0	0	100	0
Mixed response	15044	8.6	59.6	28.8	3
Acceptance	4338	62	35.6	0	2.4

Table 10a. Animal cloning might be justified to preserve rare animal breeds – *by country*

QUESTION: Q4_B. Animal cloning can serve different purposes. Please tell me if animal cloning is always justifiable, without any constraints or justifiable under certain circumstances or never justifiable... - to preserve rare animal breeds





























	Total N	% Always justifiable, without any constraints	% Justifiable under certain circumstances	% Never justifiable	% DK/NA
 EU27	25607	23.4	43.5	29.1	4
COUNTRY					
 Belgium	1006	24.6	44	27.5	3.9
 Bulgaria	1005	27.4	41.3	20.2	11.1
 Czech Rep.	1003	43.4	36.7	15.4	4.6
 Denmark	1003	13.3	49.7	34.6	2.4
 Germany	1000	19.7	42.1	36.8	1.5
 Estonia	1019	26.9	45.4	21.7	6
 Greece	1003	18.2	51.5	28.7	1.6
 Spain	1003	36.7	33.8	25.5	4
 France	1009	19.4	50.8	26.2	3.6
 Ireland	1000	13.4	53.1	30.1	3.4
 Italy	1008	25.7	33.4	35.5	5.5
 Cyprus	503	22.3	45.3	28.2	4.3
 Latvia	1002	18.8	44.5	28.2	8.4
 Lithuania	1003	26.6	43.3	22	8.1
 Luxembourg	503	19.1	41.3	37.6	2
 Hungary	1008	29.8	46	21.3	2.9
 Malta	502	28.1	35.6	27.3	9
 Netherlands	1000	14.9	43.9	39.5	1.7
 Austria	1000	15.5	41.4	40.8	2.3
 Poland	1006	28.7	43.6	20.9	6.8
 Portugal	1006	23.3	43.8	26.3	6.6
 Romania	1002	28.6	32.5	27.6	11.3
 Slovenia	1004	17.2	43.8	36.5	2.5
 Slovakia	1008	36.2	45.1	14.9	3.9
 Finland	1001	14.7	45.5	36.2	3.5
 Sweden	1000	13.6	45	36.5	4.9
 United Kingdom	1000	17.4	57.2	23.3	2

Table 10b. Animal cloning might be justified to preserve rare animal breeds – *by segment*

QUESTION: Q4_B. Animal cloning can serve different purposes. Please tell me if animal cloning is always justifiable, without any constraints or justifiable under certain circumstances or never justifiable... - to preserve rare animal breeds







	Total N	% Always justifiable, without any constraints	% Justifiable under certain circumstances	% Never justifiable	% DK/NA
EU27	25607	23.4	43.5	29.1	4
 SEX					
Male	12323	27.7	43.2	25.8	3.3
Female	13284	19.4	43.7	32.1	4.7
 AGE					
15 - 24	4150	29.9	46.9	19.6	3.7
25 - 39	6127	26.4	46.5	23.9	3.2
40 - 54	7038	22.1	43.4	31.6	2.9
55 +	8030	18.9	39.9	35.5	5.7
 EDUCATION (end of)					
Until 15 years of age	3378	18.7	36.6	36.8	7.8
16 - 20	10745	22.8	44.4	29.3	3.6
20 +	7393	23.1	45.2	29.4	2.3
Still in education	3283	31.5	46	18.8	3.7
 URBANISATION					
Metropolitan	5306	25.2	45.7	25.5	3.6
Urban	10328	24.5	43.7	28	3.9
Rural	9766	21.2	42.4	32.1	4.3
 OCCUPATION					
Self-employed	2340	22.3	46.2	29.2	2.3
Employee	8545	22.9	46.9	27.9	2.4
Manual worker	1964	28.3	40.8	27	3.9
Not working	12555	23.1	41.2	30.2	5.5
 ACCEPTANCE OF CLONING					
Fundamentally opposed	5073	0	0	100	0
Mixed response	15044	16.7	67.9	14	1.4
Acceptance	4338	79.8	19.4	0	0.8

Table 11a. Animal cloning might be justified for food production puposes – *by country*

QUESTION: Q4_C. Animal cloning can serve different purposes. Please tell me if animal cloning is always justifiable, without any constraints or justifiable under certain circumstances or never justifiable... - for food production purposes





























	Total N	% Always justifiable, without any constraints	% Justifiable under certain circumstances	% Never justifiable	% DK/NA
 EU27	25607	9.3	28.3	57.8	4.6
COUNTRY					
 Belgium	1006	10.7	30.7	53.5	5.2
 Bulgaria	1005	12.2	29.2	43.5	15.2
 Czech Rep.	1003	20.2	33.7	38.7	7.4
 Denmark	1003	6	40.8	51.2	1.9
 Germany	1000	5.5	24.6	69.1	0.8
 Estonia	1019	6.7	31.7	50.8	10.8
 Greece	1003	6	28.7	63.1	2.2
 Spain	1003	18	32.7	44.4	4.9
 France	1009	7.1	27.3	61.4	4.1
 Ireland	1000	5	38.5	51.7	4.7
 Italy	1008	11.8	19.4	63.5	5.3
 Cyprus	503	5.6	30.2	60	4.2
 Latvia	1002	3.6	18	67.9	10.5
 Lithuania	1003	5.8	17.5	65.4	11.3
 Luxembourg	503	8.8	22.6	65.2	3.3
 Hungary	1008	9	24.3	62.5	4.2
 Malta	502	14.9	24.8	52.8	7.4
 Netherlands	1000	6.3	29.3	62.3	2
 Austria	1000	3.3	15.3	80	1.5
 Poland	1006	10.2	26.2	55	8.6
 Portugal	1006	11.3	28.2	51.4	9.2
 Romania	1002	12	21.8	52.5	13.7
 Slovenia	1004	3.9	23.8	69.9	2.4
 Slovakia	1008	13.2	33.3	46.2	7.2
 Finland	1001	5.3	29.2	62.2	3.2
 Sweden	1000	3.9	20.8	72	3.4
 United Kingdom	1000	8	44.8	45.2	2.1

Table 11b. Animal cloning might be justified for food production puposes – *by segment*

QUESTION: Q4_C. Animal cloning can serve different purposes. Please tell me if animal cloning is always justifiable, without any constraints or justifiable under certain circumstances or never justifiable... - for food production purposes







	Total N	% Always justifiable, without any constraints	% Justifiable under certain circumstances	% Never justifiable	% DK/NA
EU27	25607	9.3	28.3	57.8	4.6
 SEX					
Male	12323	12	33.1	51.1	3.8
Female	13284	6.8	23.8	64.1	5.3
 AGE					
15 - 24	4150	13.1	34.8	47.7	4.4
25 - 39	6127	10.1	29.8	56.3	3.9
40 - 54	7038	8.6	27.3	60.5	3.6
55 +	8030	7.2	24.6	62.2	6
 EDUCATION (end of)					
Until 15 years of age	3378	7.6	20.4	63.9	8.1
16 - 20	10745	8.5	27.3	59.5	4.7
20 +	7393	9.7	30.6	57.3	2.4
Still in education	3283	12.7	35.4	47.6	4.3
 URBANISATION					
Metropolitan	5306	10.8	30.5	54.4	4.2
Urban	10328	9.8	29.2	56.9	4.1
Rural	9766	7.8	26.2	60.8	5.1
 OCCUPATION					
Self-employed	2340	10.3	30.8	56.9	2
Employee	8545	8.6	30	58.3	3.1
Manual worker	1964	10.9	28.1	57	4
Not working	12555	9.3	26.8	57.8	6.1
 ACCEPTANCE OF CLONING					
Fundamentally opposed	5073	0	0	100	0
Mixed response	15044	2.8	33.4	62	1.9
Acceptance	4338	44.9	50.8	0	4.3

Table 12a. Concerns about animal cloning for food production: Animal cloning for food production is necessary for the European food industry to be competitive – *by country*

QUESTION: Q5_A. People have various opinions on the issue of cloning animals for producing food. I would read you some statements and please let me know if you agree or disagree with them - For the European food industry to be competitive, animal cloning for food production must be applied





























	Total N	% Agree	% Disagree	% DK/NA
 EU27	25607	15.5	79.5	5
COUNTRY				
 Belgium	1006	27.6	63	9.4
 Bulgaria	1005	24.3	59.1	16.6
 Czech Rep.	1003	20.4	69.7	10
 Denmark	1003	11.2	86.7	2.1
 Germany	1000	7.1	91.7	1.1
 Estonia	1019	16.4	71.4	12.2
 Greece	1003	17.7	79.6	2.7
 Spain	1003	22.4	72.2	5.4
 France	1009	12.7	85.1	2.2
 Ireland	1000	16	80.9	3.1
 Italy	1008	17	76.5	6.5
 Cyprus	503	13.7	81	5.4
 Latvia	1002	11.3	80.2	8.4
 Lithuania	1003	14.5	72.8	12.7
 Luxembourg	503	7.7	90.2	2.1
 Hungary	1008	11.6	84.4	4
 Malta	502	21.9	72.9	5.2
 Netherlands	1000	10.2	85.7	4.1
 Austria	1000	6.1	93.3	0.6
 Poland	1006	13.9	76.8	9.2
 Portugal	1006	25.7	62.4	11.8
 Romania	1002	24.4	64.3	11.3
 Slovenia	1004	15.9	82.3	1.7
 Slovakia	1008	25.7	66.5	7.8
 Finland	1001	10.2	86.4	3.4
 Sweden	1000	8.7	87.4	3.9
 United Kingdom	1000	20	77.1	2.9

Table 12b. Concerns about animal cloning for food production: Animal cloning for food production is necessary for the European food industry to be competitive – *by segment*

QUESTION: Q5_A. People have various opinions on the issue of cloning animals for producing food. I would read you some statements and please let me know if you agree or disagree with them - For the European food industry to be competitive, animal cloning for food production must be applied







	Total N	% Agree	% Disagree	% DK/NA
EU27	25607	15.5	79.5	5
 SEX				
Male	12323	18.8	76.6	4.7
Female	13284	12.5	82.3	5.2
 AGE				
15 - 24	4150	19.5	75.9	4.5
25 - 39	6127	14.3	81.4	4.3
40 - 54	7038	13.9	82.1	4.1
55 +	8030	15.6	78.1	6.3
 EDUCATION (end of)				
Until 15 years of age	3378	17	74.3	8.6
16 - 20	10745	15.6	80	4.5
20 +	7393	12.7	84.2	3.1
Still in education	3283	18.8	76.7	4.4
 URBANISATION				
Metropolitan	5306	13.6	81.7	4.7
Urban	10328	17.3	78.3	4.4
Rural	9766	14.5	79.9	5.6
 OCCUPATION				
Self-employed	2340	15.9	80.4	3.8
Employee	8545	13.2	84	2.9
Manual worker	1964	18	77.3	4.7
Not working	12555	16.5	76.9	6.5
 ACCEPTANCE OF CLONING				
Fundamentally opposed	5073	4.6	93.3	2.2
Mixed response	15044	12.9	83.3	3.7
Acceptance	4338	38.4	56.2	5.5

Table 13a. Concerns about animal cloning for food production: We don't have enough experience about the long-term health and safety effects of using cloned animals for food – *by country*

QUESTION: Q5_B. People have various opinions on the issue of cloning animals for producing food. I would read you some statements and please let me know if you agree or disagree with them - We do not yet have enough experience yet about the long-term health and safety effects of using cloned animals for food





























	Total N	% Agree	% Disagree	% DK/NA
 EU27	25607	84.2	11.9	4
COUNTRY				
 Belgium	1006	84.6	9.9	5.5
 Bulgaria	1005	80.4	7.9	11.7
 Czech Rep.	1003	78.8	12.8	8.4
 Denmark	1003	86.2	11.4	2.4
 Germany	1000	87	11.3	1.7
 Estonia	1019	85.3	6.7	8
 Greece	1003	91.7	6.8	1.5
 Spain	1003	80.9	16.2	2.8
 France	1009	88.1	10	1.9
 Ireland	1000	85	13.2	1.8
 Italy	1008	78.7	15.7	5.6
 Cyprus	503	86.3	10.3	3.4
 Latvia	1002	89.4	6	4.6
 Lithuania	1003	85	6.7	8.3
 Luxembourg	503	88.5	9.9	1.6
 Hungary	1008	89.9	6.3	3.8
 Malta	502	80.7	12.9	6.4
 Netherlands	1000	89.3	6.1	4.5
 Austria	1000	91.1	7.4	1.5
 Poland	1006	79.6	13.1	7.3
 Portugal	1006	81.5	12.4	6.2
 Romania	1002	74.2	15.1	10.7
 Slovenia	1004	86.7	12.2	1.1
 Slovakia	1008	78.5	13.4	8
 Finland	1001	93.1	5	1.9
 Sweden	1000	86	10.5	3.5
 United Kingdom	1000	86.6	11.5	1.9

Table 13b. Concerns about animal cloning for food production: We don't have enough experience about the long-term health and safety effects of using cloned animals for food – *by segment*

QUESTION: Q5_B. People have various opinions on the issue of cloning animals for producing food. I would read you some statements and please let me know if you agree or disagree with them - We do not yet have enough experience yet about the long-term health and safety effects of using cloned animals for food







	Total N	% Agree	% Disagree	% DK/NA
EU27	25607	84.2	11.9	4
 SEX				
Male	12323	83.9	12.2	3.8
Female	13284	84.4	11.5	4.1
 AGE				
15 - 24	4150	82.4	13.4	4.2
25 - 39	6127	86.6	9.4	3.9
40 - 54	7038	86.8	10.2	3
55 +	8030	81.1	14.2	4.6
 EDUCATION (end of)				
Until 15 years of age	3378	74.3	19.1	6.6
16 - 20	10745	86.1	10.5	3.5
20 +	7393	87.8	9.6	2.7
Still in education	3283	82.5	13	4.5
 URBANISATION				
Metropolitan	5306	85.8	10.6	3.6
Urban	10328	83.4	12.7	3.9
Rural	9766	84.5	11.3	4.2
 OCCUPATION				
Self-employed	2340	86.7	10.2	3
Employee	8545	88.9	8.7	2.4
Manual worker	1964	82.3	13.8	3.9
Not working	12555	81	13.8	5.2
 ACCEPTANCE OF CLONING				
Fundamentally opposed	5073	83.6	13.9	2.5
Mixed response	15044	86.4	10.8	2.8
Acceptance	4338	84.3	12.3	3.4

Table 14a. Concerns about animal cloning for food production: Using cloning for food production isn't acceptable, as it would treat animals as commodities rather than as creatures with feelings – *by country*

QUESTION: Q5_C. People have various opinions on the issue of cloning animals for producing food. I would read you some statements and please let me know if you agree or disagree with them - Using cloning for food production is not acceptable, as it would treat animals as commodities rather than as creatures with feelings





























	Total N	% Agree	% Disagree	% DK/NA
 EU27	25607	69.3	24.9	5.8
COUNTRY				
 Belgium	1006	65.1	26.9	8
 Bulgaria	1005	64.5	21.1	14.4
 Czech Rep.	1003	62.4	29.4	8.2
 Denmark	1003	66.5	28.7	4.8
 Germany	1000	77.4	19.1	3.6
 Estonia	1019	62.9	21.3	15.9
 Greece	1003	76.6	19.9	3.5
 Spain	1003	62.3	31.9	5.8
 France	1009	75.1	22.4	2.5
 Ireland	1000	67	30.7	2.3
 Italy	1008	65	26.8	8.2
 Cyprus	503	74.9	20.8	4.2
 Latvia	1002	77.2	15.1	7.7
 Lithuania	1003	68.6	20.1	11.3
 Luxembourg	503	76	21.1	2.8
 Hungary	1008	73.3	20.8	5.9
 Malta	502	78.3	17.5	4.2
 Netherlands	1000	67.1	29.1	3.8
 Austria	1000	83.6	14.3	2
 Poland	1006	65.6	24.1	10.3
 Portugal	1006	66.6	25.5	7.9
 Romania	1002	68.3	18.3	13.4
 Slovenia	1004	80.7	17.1	2.2
 Slovakia	1008	67.3	22.8	9.9
 Finland	1001	74.4	20.4	5.1
 Sweden	1000	76.5	19.6	3.9
 United Kingdom	1000	61.9	35	3.1

Table 14b. Concerns about animal cloning for food production: Using cloning for food production isn't acceptable, as it would treat animals as commodities rather than as creatures with feelings – *by segment*

QUESTION: Q5_C. People have various opinions on the issue of cloning animals for producing food. I would read you some statements and please let me know if you agree or disagree with them - Using cloning for food production is not acceptable, as it would treat animals as commodities rather than as creatures with feelings







	Total N	% Agree	% Disagree	% DK/NA
EU27	25607	69.3	24.9	5.8
 SEX				
Male	12323	63.2	31	5.8
Female	13284	74.9	19.3	5.8
 AGE				
15 - 24	4150	69.1	25.9	5
25 - 39	6127	67.3	27.3	5.4
40 - 54	7038	71	23.7	5.4
55 +	8030	69.6	23.7	6.7
 EDUCATION (end of)				
Until 15 years of age	3378	70.5	20.6	8.8
16 - 20	10745	73	21.9	5.1
20 +	7393	65.4	30.3	4.3
Still in education	3283	66.7	27.2	6.1
 URBANISATION				
Metropolitan	5306	66.8	27.1	6.1
Urban	10328	68.4	26.2	5.4
Rural	9766	72.1	22.1	5.8
 OCCUPATION				
Self-employed	2340	65.7	29.1	5.2
Employee	8545	70.3	26	3.7
Manual worker	1964	71.4	22.5	6.1
Not working	12555	69.2	23.7	7.1
 ACCEPTANCE OF CLONING				
Fundamentally opposed	5073	84.8	12.2	3
Mixed response	15044	71.6	24.1	4.3
Acceptance	4338	47	45.4	7.6

Table 15a. Concerns about animal cloning for food production: Using cloning for food production would be much more efficient in the long run and lower the cost of food products for consumers – *by country*

QUESTION: Q5_D. People have various opinions on the issue of cloning animals for producing food. I would read you some statements and please let me know if you agree or disagree with them - Using cloning for food production would be much more efficient in the long run and lower the cost of food products for consumers





























	Total N	% Agree	% Disagree	% DK/NA
 EU27	25607	29.7	59.2	11.1
COUNTRY				
 Belgium	1006	35.5	49.9	14.6
 Bulgaria	1005	39.8	35.4	24.8
 Czech Rep.	1003	38.9	41.4	19.8
 Denmark	1003	48.8	46.5	4.7
 Germany	1000	22.1	71.7	6.3
 Estonia	1019	27.6	48.8	23.7
 Greece	1003	38.9	53.7	7.3
 Spain	1003	35.5	53.5	11
 France	1009	21.3	70.8	7.9
 Ireland	1000	29.4	62.7	8
 Italy	1008	27.8	59.4	12.7
 Cyprus	503	39	49.6	11.4
 Latvia	1002	24.3	53.5	22.2
 Lithuania	1003	28.5	51.6	19.9
 Luxembourg	503	24.2	68.5	7.3
 Hungary	1008	22.2	65.6	12.2
 Malta	502	42.9	44.8	12.3
 Netherlands	1000	31.8	57	11.2
 Austria	1000	20.3	73.1	6.5
 Poland	1006	33.1	50.3	16.6
 Portugal	1006	41.7	39.7	18.6
 Romania	1002	32.1	47.6	20.3
 Slovenia	1004	26.5	67.3	6.3
 Slovakia	1008	36.9	45.7	17.4
 Finland	1001	31	57.6	11.4
 Sweden	1000	27	61.3	11.7
 United Kingdom	1000	36.2	56.4	7.4

Table 15b. Concerns about animal cloning for food production: Using cloning for food production would be much more efficient in the long run and lower the cost of food products for consumers – *by segment*

QUESTION: Q5_D. People have various opinions on the issue of cloning animals for producing food. I would read you some statements and please let me know if you agree or disagree with them - Using cloning for food production would be much more efficient in the long run and lower the cost of food products for consumers







	Total N	% Agree	% Disagree	% DK/NA
EU27	25607	29.7	59.2	11.1
 SEX				
Male	12323	35.6	53.7	10.7
Female	13284	24.2	64.3	11.4
 AGE				
15 - 24	4150	43.6	48	8.4
25 - 39	6127	31.6	58.3	10.1
40 - 54	7038	26.6	63	10.4
55 +	8030	23.5	62.9	13.6
 EDUCATION (end of)				
Until 15 years of age	3378	25	59.8	15.2
16 - 20	10745	27.1	62.7	10.2
20 +	7393	29.5	60.2	10.2
Still in education	3283	44.2	46.8	9
 URBANISATION				
Metropolitan	5306	31.5	56.1	12.5
Urban	10328	31.3	57.7	10.9
Rural	9766	27.1	62.7	10.2
 OCCUPATION				
Self-employed	2340	31.3	56.9	11.8
Employee	8545	28.6	63	8.4
Manual worker	1964	30.8	59.7	9.5
Not working	12555	30	57.1	12.8
 ACCEPTANCE OF CLONING				
Fundamentally opposed	5073	14.6	78	7.5
Mixed response	15044	28.2	61.9	9.9
Acceptance	4338	56.2	32.5	11.3

Table 16a. Concerns about animal cloning for food production: Cloning animals for human consumption isn't just a technical issue, as it could be seen as unacceptable on ethical grounds – *by country*

QUESTION: Q5_E. People have various opinions on the issue of cloning animals for producing food. I would read you some statements and please let me know if you agree or disagree with them - Cloning animals for human consumption is not just a technical issue, as it could be seen as unacceptable on ethical grounds





























	Total N	% Agree	% Disagree	% DK/NA
 EU27	25607	74.5	19.1	6.4
COUNTRY				
 Belgium	1006	69.7	20	10.3
 Bulgaria	1005	67.4	14.8	17.9
 Czech Rep.	1003	67.4	22.6	10
 Denmark	1003	82.7	15.2	2.1
 Germany	1000	82.9	15.4	1.6
 Estonia	1019	71.6	12.2	16.1
 Greece	1003	80.6	17.2	2.2
 Spain	1003	65.7	25.8	8.5
 France	1009	79.1	17.2	3.7
 Ireland	1000	76.1	21.2	2.7
 Italy	1008	67.8	23.6	8.5
 Cyprus	503	76.2	17.3	6.5
 Latvia	1002	78	10.3	11.7
 Lithuania	1003	69.5	13.5	17
 Luxembourg	503	84.4	13.6	2
 Hungary	1008	85.5	10.3	4.2
 Malta	502	62.6	20.6	16.7
 Netherlands	1000	78.9	17.2	3.9
 Austria	1000	85.5	10.8	3.7
 Poland	1006	68.4	19.4	12.2
 Portugal	1006	69.3	20	10.7
 Romania	1002	63.6	20	16.4
 Slovenia	1004	80.5	16.1	3.3
 Slovakia	1008	67.8	17.5	14.8
 Finland	1001	87.6	9.9	2.5
 Sweden	1000	81.6	11.7	6.7
 United Kingdom	1000	74.9	22.5	2.5

Table 16b. Concerns about animal cloning for food production: Cloning animals for human consumption isn't just a technical issue, as it could be seen as unacceptable on ethical grounds – *by segment*

QUESTION: Q5_E. People have various opinions on the issue of cloning animals for producing food. I would read you some statements and please let me know if you agree or disagree with them - Cloning animals for human consumption is not just a technical issue, as it could be seen as unacceptable on ethical grounds







	Total N	% Agree	% Disagree	% DK/NA
EU27	25607	74.5	19.1	6.4
 SEX				
Male	12323	70.9	23.1	6
Female	13284	77.9	15.3	6.7
 AGE				
15 - 24	4150	76.8	18.6	4.5
25 - 39	6127	75.5	19.3	5.2
40 - 54	7038	76	17.4	6.7
55 +	8030	71.4	20.6	7.9
 EDUCATION (end of)				
Until 15 years of age	3378	67.1	21.4	11.5
16 - 20	10745	76	17.8	6.3
20 +	7393	76.6	19.6	3.9
Still in education	3283	74.8	20	5.2
 URBANISATION				
Metropolitan	5306	74	19.8	6.2
Urban	10328	75.2	19.2	5.6
Rural	9766	74.6	18.3	7.2
 OCCUPATION				
Self-employed	2340	73.4	20	6.6
Employee	8545	78.4	18	3.6
Manual worker	1964	72.7	19.2	8.2
Not working	12555	72.5	19.5	7.9
 ACCEPTANCE OF CLONING				
Fundamentally opposed	5073	84.2	12	3.8
Mixed response	15044	78.1	17.2	4.7
Acceptance	4338	58	35	7

Table 17a. Consumers would benefit if animal cloning was allowed – *by country*

QUESTION: Q11_A. In your opinion who would benefit and who would not benefit if cloning for food production was allowed? - Consumers





























	Total N	% Would benefit	% Would not benefit	% DK/NA
 EU27	25607	36.1	53.5	10.4
COUNTRY				
 Belgium	1006	40.4	49.7	9.9
 Bulgaria	1005	34	43.6	22.4
 Czech Rep.	1003	35.5	51.8	12.7
 Denmark	1003	43.7	52.1	4.2
 Germany	1000	29.5	64.7	5.8
 Estonia	1019	35.3	43.5	21.2
 Greece	1003	35.8	56.1	8.2
 Spain	1003	33.1	56.8	10.1
 France	1009	41.9	49.9	8.1
 Ireland	1000	46.1	46.9	7
 Italy	1008	27.4	56.3	16.3
 Cyprus	503	34.3	51.5	14.2
 Latvia	1002	23	52.5	24.5
 Lithuania	1003	30.4	50.6	19.1
 Luxembourg	503	30.2	63.7	6.1
 Hungary	1008	23.8	67.6	8.6
 Malta	502	50.2	33	16.8
 Netherlands	1000	44.7	48.5	6.7
 Austria	1000	16.8	76.8	6.5
 Poland	1006	37.8	45.1	17.1
 Portugal	1006	33.1	46.7	20.2
 Romania	1002	32.3	53.6	14.1
 Slovenia	1004	30.6	64.8	4.6
 Slovakia	1008	38.6	45.4	15.9
 Finland	1001	34.3	56.9	8.8
 Sweden	1000	39.3	50.2	10.5
 United Kingdom	1000	53	41.7	5.3

Table 17b. Consumers would benefit if animal cloning was allowed – *by segment*

QUESTION: Q11_A. In your opinion who would benefit and who would not benefit if cloning for food production was allowed? - Consumers







	Total N	% Would benefit	% Would not benefit	% DK/NA
EU27	25607	36.1	53.5	10.4
 SEX				
Male	12323	40.6	50.8	8.6
Female	13284	31.9	56.1	12
 AGE				
15 - 24	4150	53.3	39.1	7.6
25 - 39	6127	41.2	48.1	10.7
40 - 54	7038	32.3	58.9	8.8
55 +	8030	26.9	60.7	12.4
 EDUCATION (end of)				
Until 15 years of age	3378	26.2	57.8	16
16 - 20	10745	33.9	56.6	9.4
20 +	7393	38.4	53.8	7.9
Still in education	3283	50.6	39.2	10.1
 URBANISATION				
Metropolitan	5306	40.6	48.7	10.7
Urban	10328	36.5	53.1	10.3
Rural	9766	33.4	56.7	9.9
 OCCUPATION				
Self-employed	2340	36.4	53.3	10.3
Employee	8545	39.1	53.1	7.8
Manual worker	1964	35.7	55.4	8.8
Not working	12555	34.2	53.6	12.2
 ACCEPTANCE OF CLONING				
Fundamentally opposed	5073	16.2	74.5	9.3
Mixed response	15044	36.4	54.1	9.5
Acceptance	4338	62.8	29	8.1

Table 18a. Farmers would benefit if animal cloning was allowed – *by country*

QUESTION: Q11_B. In your opinion who would benefit and who would not benefit if cloning for food production was allowed? - Farmers





























	Total N	% Would benefit	% Would not benefit	% DK/NA
 EU27	25607	44.9	44.2	10.9
COUNTRY				
 Belgium	1006	49.1	42.7	8.2
 Bulgaria	1005	53.3	25.5	21.2
 Czech Rep.	1003	47.4	41.2	11.3
 Denmark	1003	75.7	20.3	4
 Germany	1000	38.9	53.2	7.9
 Estonia	1019	42.2	40.2	17.6
 Greece	1003	52.4	40.3	7.2
 Spain	1003	36.8	53.1	10.1
 France	1009	56.1	34.7	9.2
 Ireland	1000	49.8	43.7	6.5
 Italy	1008	30.4	51.5	18.2
 Cyprus	503	59.7	29.4	10.9
 Latvia	1002	37.9	39.8	22.3
 Lithuania	1003	35.6	46.4	18.1
 Luxembourg	503	40.8	49.7	9.5
 Hungary	1008	29.9	60.2	9.8
 Malta	502	54.6	32.5	12.9
 Netherlands	1000	50.1	42.3	7.7
 Austria	1000	18.9	72.9	8.3
 Poland	1006	35.8	48.3	15.8
 Portugal	1006	37.8	44.4	17.8
 Romania	1002	61.6	25.4	13.1
 Slovenia	1004	32	60.5	7.5
 Slovakia	1008	63.7	23.7	12.7
 Finland	1001	43.5	44.3	12.3
 Sweden	1000	59.7	30.3	10.1
 United Kingdom	1000	59.7	34.6	5.7

Table 18b. Farmers would benefit if animal cloning was allowed – *by segment*

QUESTION: Q11_B. In your opinion who would benefit and who would not benefit if cloning for food production was allowed? - Farmers







	Total N	% Would benefit	% Would not benefit	% DK/NA
EU27	25607	44.9	44.2	10.9
 SEX				
Male	12323	47.4	44.2	8.4
Female	13284	42.6	44.2	13.2
 AGE				
15 - 24	4150	46.9	46	7.1
25 - 39	6127	48.5	42.1	9.4
40 - 54	7038	44.5	45.5	10.1
55 +	8030	42.3	43.6	14.1
 EDUCATION (end of)				
Until 15 years of age	3378	38.8	44.6	16.6
16 - 20	10745	45.5	44.3	10.1
20 +	7393	48.3	42.5	9.1
Still in education	3283	44.7	46.8	8.6
 URBANISATION				
Metropolitan	5306	47.4	41	11.6
Urban	10328	46.1	43.2	10.7
Rural	9766	42.6	47	10.4
 OCCUPATION				
Self-employed	2340	41.6	47.4	10.9
Employee	8545	49.7	42.5	7.7
Manual worker	1964	44.3	44.2	11.5
Not working	12555	42.5	44.8	12.7
 ACCEPTANCE OF CLONING				
Fundamentally opposed	5073	31.7	58	10.2
Mixed response	15044	45.8	44	10.2
Acceptance	4338	60.2	31.9	7.9

Table 19a. The food industry would benefit if animal cloning was allowed – *by country*

QUESTION: Q11_C. In your opinion who would benefit and who would not benefit if cloning for food production was allowed? - Food companies/food industry





























	Total N	% Would benefit	% Would not benefit	% DK/NA
 EU27	25607	86.3	7.9	5.8
COUNTRY				
 Belgium	1006	86.2	8.3	5.5
 Bulgaria	1005	74.4	9.8	15.8
 Czech Rep.	1003	79.4	10.7	9.9
 Denmark	1003	88.4	9.5	2.2
 Germany	1000	89.5	7.4	3.1
 Estonia	1019	81.5	8.6	9.8
 Greece	1003	93.3	4.4	2.3
 Spain	1003	88	6.9	5.1
 France	1009	89.3	6.3	4.4
 Ireland	1000	89.7	8.2	2.2
 Italy	1008	79.9	9.8	10.2
 Cyprus	503	87.3	8.8	4
 Latvia	1002	75.7	10.2	14.1
 Lithuania	1003	80.2	9.3	10.5
 Luxembourg	503	86.8	9.9	3.2
 Hungary	1008	88.5	7.8	3.7
 Malta	502	79.8	10.9	9.3
 Netherlands	1000	92.2	5.4	2.4
 Austria	1000	89.5	7.5	3
 Poland	1006	82.8	9.8	7.4
 Portugal	1006	74.8	11	14.2
 Romania	1002	78.9	7.8	13.2
 Slovenia	1004	90.4	6.8	2.9
 Slovakia	1008	82	10.4	7.7
 Finland	1001	88.6	6	5.4
 Sweden	1000	87.3	7.5	5.1
 United Kingdom	1000	90.3	7.2	2.5

Table 19b. The food industry would benefit if animal cloning was allowed – *by segment*

QUESTION: Q11_C. In your opinion who would benefit and who would not benefit if cloning for food production was allowed? - Food companies/food industry







	Total N	% Would benefit	% Would not benefit	% DK/NA
EU27	25607	86.3	7.9	5.8
 SEX				
Male	12323	88.3	7.3	4.4
Female	13284	84.3	8.5	7.2
 AGE				
15 - 24	4150	86.8	9.3	3.8
25 - 39	6127	88.8	6.4	4.8
40 - 54	7038	88.2	6.7	5
55 +	8030	82.9	9.2	8
 EDUCATION (end of)				
Until 15 years of age	3378	79.1	9.7	11.3
16 - 20	10745	86.5	8.3	5.2
20 +	7393	90.2	6	3.8
Still in education	3283	87.7	8.1	4.2
 URBANISATION				
Metropolitan	5306	87.1	7.9	4.9
Urban	10328	86.9	7.5	5.6
Rural	9766	85.6	8.2	6.2
 OCCUPATION				
Self-employed	2340	87.7	7.2	5.1
Employee	8545	90.3	6.5	3.2
Manual worker	1964	87.7	6.5	5.8
Not working	12555	83.3	9.1	7.6
 ACCEPTANCE OF CLONING				
Fundamentally opposed	5073	82.8	11	6.2
Mixed response	15044	88.5	6.9	4.6
Acceptance	4338	89	6.5	4.5

Table 20a. Benefits that would justify animal cloning for food production – *Most important – by country*

QUESTION: Q6a. What benefits would justify, for you as a consumer, the breeding of cloned animals for food production: What is the most important benefit to justify?





























	Total N	% Nutrition/health benefits	% Improved quality/taste/variety	% Price/economic benefits	% Animal cloning can help to solve the food problem worldwide	% None	% DK/NA
 EU27	25607	13.6	3.6	9	31.4	37.9	4.4
COUNTRY							
 Belgium	1006	8.9	8.1	11.5	33.9	31.5	6
 Bulgaria	1005	17.4	7.2	13.1	24.9	25.2	12.1
 Czech Rep.	1003	13.9	5.6	13.6	32.8	29.4	4.7
 Denmark	1003	20.1	6.5	6.2	42.6	22.2	2.4
 Germany	1000	16.3	3.5	7.3	26.5	44.7	1.9
 Estonia	1019	12	7.7	9.9	27.7	33.5	9.1
 Greece	1003	11.8	6.6	15.6	26.7	37.6	1.7
 Spain	1003	8.2	5	10.4	38.6	34	3.9
 France	1009	9.3	3.2	11.2	36.9	36.3	3
 Ireland	1000	20.1	2.6	7.9	39	27.1	3.3
 Italy	1008	10.2	2.4	7.8	24.8	46.8	8
 Cyprus	503	14.4	9.4	10.5	22	39.9	3.8
 Latvia	1002	9.2	4.9	13.3	20.7	43.4	8.5
 Lithuania	1003	17.1	3.6	12.8	20	40.7	5.9
 Luxembourg	503	17.3	2.9	6.4	34.1	37	2.3
 Hungary	1008	10.6	3.4	8.1	22.2	52.6	3.1
 Malta	502	17.2	3	8.5	38.4	25.5	7.4
 Netherlands	1000	16.4	2.9	4.7	34.3	40.2	1.6
 Austria	1000	6	1.1	6.2	22.3	62.8	1.5
 Poland	1006	19.3	3.4	10.2	21.7	38	7.4
 Portugal	1006	10.2	4.7	6.8	39.4	32.6	6.3
 Romania	1002	11.6	5.7	13.3	16	44.7	8.6
 Slovenia	1004	16	2.6	7.2	25	46.4	2.8
 Slovakia	1008	25.4	4.8	11.5	27.4	26.7	4.1
 Finland	1001	15.3	3.8	3.4	36.1	38.1	3.4
 Sweden	1000	11.8	2.6	6.7	34.2	40.3	4.5
 United Kingdom	1000	17.9	2	7	48	22	3

Table 20b. Benefits that would justify animal cloning for food production – *Most important – by segment*

QUESTION: Q6a. What benefits would justify, for you as a consumer, the breeding of cloned animals for food production: What is the most important benefit to justify?







	Total N	% Nutrition/ health benefits	% Improved quality/ taste/ variety	% Price/ economic benefits	% Animal cloning can help to solve the food problem worldwide	% None	% DK/NA
EU27	25607	13.6	3.6	9	31.4	37.9	4.4
 SEX							
Male	12323	13.4	4.2	9.9	34.9	33.8	3.7
Female	13284	13.7	3.1	8.2	28.2	41.8	5
 AGE							
15 - 24	4150	17.9	4.1	15.4	38.5	21	3.2
25 - 39	6127	16.2	3.5	10.9	33.8	32.7	3
40 - 54	7038	12.5	3.2	8	30.6	41.8	3.8
55 +	8030	10.5	3.9	5.1	27.1	47.1	6.4
 EDUCATION (end of)							
Until 15 years of age	3378	10.7	3.7	7.2	23.5	46.3	8.6
16 - 20	10745	13.8	3.6	8.7	29.7	40.1	4.1
20 +	7393	13.8	3.2	7.3	35.5	37.8	2.5
Still in education	3283	17	4	15.6	38.2	22.1	3.3
 URBANISATION							
Metropolitan	5306	13.3	2.8	8.3	34.4	37.3	4
Urban	10328	13.8	4.1	9.5	32.4	35.8	4.3
Rural	9766	13.6	3.7	8.9	28.9	40.2	4.5
 OCCUPATION							
Self-employed	2340	14	3.7	8.8	32	38.7	2.8
Employee	8545	14.5	3.2	8	35.2	36.8	2.3
Manual worker	1964	13.3	5.1	11.6	29.2	35.6	5.1
Not working	12555	13	3.7	9.3	29.1	39	5.9
 ACCEPTANCE OF CLONING							
Fundamentally opposed	5073	5.4	1.2	5.3	11	73.4	3.7
Mixed response	15044	15.1	3.5	9.3	35.1	33.4	3.4
Acceptance	4338	18.9	7.5	12.9	47.8	9.8	3.1

Table 21a. Benefits that would justify animal cloning for food production – *Second most important – by country*

QUESTION: Q6b. What benefits would justify, for you as a consumer, the breeding of cloned animals for food production: And the second most important?





























	Total N	% Nutrition/health benefits	% Improved quality/taste/variety	% Price/economic benefits	% Animal cloning can help to solve the food problem worldwide	% None	% DK/NA
 EU27	14767	22.3	11.7	23	21.5	18.2	3.3
COUNTRY							
 Belgium	629	18.5	15.2	26.7	20.2	15	4.4
 Bulgaria	630	14.8	17.9	29.7	24.4	7.2	5.9
 Czech Rep.	661	20.6	21.4	22.4	16.5	13.2	5.9
 Denmark	757	33	18.9	14.6	26.5	5.4	1.6
 Germany	535	27.6	11.2	17.6	26.9	14.4	2.3
 Estonia	584	11.1	12.8	31	18.3	17.1	9.8
 Greece	609	12.4	11.6	20.2	21	33.2	1.6
 Spain	623	16.1	8.6	23.2	17.5	30.1	4.5
 France	612	15.8	10.5	29.4	18.1	23.3	3
 Ireland	696	31.1	11.8	24.1	25.2	5.3	2.6
 Italy	456	15.5	9.1	19.2	14.7	36.7	4.8
 Cyprus	283	14.2	20.3	22.8	22.6	16.9	3.2
 Latvia	482	12	11.1	24.8	23.1	18.3	10.7
 Lithuania	536	11.4	18.1	23.5	18.5	19.3	9.1
 Luxembourg	306	28.6	11.3	23.1	21.8	10.9	4.4
 Hungary	446	19.6	11.6	26.6	23.8	14.1	4.4
 Malta	337	26	12.2	25.7	18.6	13.4	4.1
 Netherlands	582	34.8	7.5	13.9	26.8	16.2	0.8
 Austria	356	18.3	9.7	16	20.7	32.8	2.5
 Poland	550	18.6	13.7	18.9	29.7	16.5	2.7
 Portugal	614	21.9	13.8	25.5	17.3	19	2.5
 Romania	468	11.3	14.5	21.8	29.9	12.7	9.9
 Slovenia	510	26	8.8	17.5	19.8	22.1	5.9
 Slovakia	697	18.4	16.7	25.1	21.5	14.4	3.8
 Finland	586	30.8	8.9	16.9	23.1	18.2	2.1
 Sweden	552	29.3	13.2	18	19.8	15.8	3.9
 United Kingdom	750	33.5	11.5	30.1	19.2	4.3	1.5

Table 21b. Benefits that would justify animal cloning for food production – *Second most important – by segment*

QUESTION: Q6b. What benefits would justify, for you as a consumer, the breeding of cloned animals for food production: And the second most important?







	Total N	% Nutrition/ health benefits	% Improved quality/ taste/ variety	% Price/ economic benefits	% Animal cloning can help to solve the food problem worldwide	% None	% DK/NA
EU27	14767	22.3	11.7	23	21.5	18.2	3.3
 SEX							
Male	7702	22.7	12.3	24.7	21.7	16.1	2.5
Female	7064	21.9	11	21.1	21.3	20.6	4.2
 AGE							
15 - 24	3146	22.5	12.4	24.3	26.9	11.8	2
25 - 39	3940	21.7	11	22.5	23.4	18.4	2.9
40 - 54	3824	22.1	12	23.1	19.4	20.8	2.6
55 +	3735	22.9	11.5	22.6	17.2	20.6	5.2
 EDUCATION (end of)							
Until 15 years of age	1525	19.6	13	19.5	18.2	23.1	6.5
16 - 20	6001	22.4	12.2	24.1	21	16.6	3.7
20 +	4415	22.9	10.1	23	21.3	20.6	2.3
Still in education	2451	22.1	11.6	23.6	26.3	14.7	1.7
 URBANISATION							
Metropolitan	3115	23.1	10.1	23.3	21.7	18.8	2.8
Urban	6181	21.3	11.4	23.5	21.5	18.9	3.4
Rural	5395	22.8	12.8	22.2	21.7	17.1	3.4
 OCCUPATION							
Self-employed	1370	22.5	11.1	20.8	22.1	20.8	2.7
Employee	5206	23.4	11.4	24	21.5	17.5	2.2
Manual worker	1164	16.6	11.1	26.2	22.5	18.7	5
Not working	6914	22.4	12.1	22.1	21.4	18.1	4
 ACCEPTANCE OF CLONING							
Fundamentally opposed	1162	17.2	13.9	19.6	18.8	27.1	3.4
Mixed response	9497	23.1	10.4	21.5	21.9	19.7	3.4
Acceptance	3779	22.9	14	28.1	21.7	10.7	2.7

Table 22a. The most trusted sources for information about the safety of cloned animals meant for human consumption – *Most trusted – by country*

QUESTION: Q7a. Please rate the following sources of information in terms of which you would trust the most to inform you about how safe cloned animals or their offspring were for human consumption?





























	Total N	% European institutions	% Consumer organisations	% Scientists	% Media	% The food industry	% Animal welfare organisations	% The national and European (e.g. European Food Safety Authority) agencies responsible for food safety	% The national government	% None	% DK/NA
 EU27	25607	6	13.2	25.4	2.9	1.7	13.1	14.5	5.1	13.8	4.2
COUNTRY											
 Belgium	1006	6.9	9.9	32.1	3.3	2.9	12.6	9.1	5.2	11.6	6.5
 Bulgaria	1005	13.9	4.6	26.1	6.9	1.4	10.3	14.8	2.6	11.6	7.9
 Czech Rep.	1003	7.5	6	38.2	5.4	1.7	12.7	11.2	0.7	12.7	3.9
 Denmark	1003	4.3	16.6	26.4	1	5.1	17.3	9.3	7.7	9.4	3
 Germany	1000	3.7	20.2	18.8	1.2	1.3	18.1	16.6	6	12.3	1.8
 Estonia	1019	8.2	4	37.1	4.1	2.2	13.6	12.2	2.9	9.4	6.3
 Greece	1003	5.9	8.8	42.3	2.8	1.2	4.8	12.2	4.6	16.7	0.7
 Spain	1003	6.1	10.9	32.2	1.7	2.6	8.3	14.9	4.6	15.5	3.1
 France	1009	5.5	25	30.2	1.3	1.3	14.8	7.8	4	7.5	2.7
 Ireland	1000	4.2	9.3	18.4	2.6	2	16.7	24	11.2	7.9	3.7
 Italy	1008	7.8	10.7	23.6	5.4	1.5	6.8	9.6	4.3	21.4	8.7
 Cyprus	503	8.9	10.2	27.6	4.8	2.3	3.8	17.5	8	14.1	2.8
 Latvia	1002	3.9	3.2	28.4	4.5	1.5	20	10.8	2.5	19.1	6
 Lithuania	1003	5.3	4.5	41	4.4	2.7	9.4	11	2	14.7	4.9
 Luxembourg	503	7.3	12.2	18.1	1.7	1.1	23.5	18.2	4	11	2.9
 Hungary	1008	6.3	7.4	22.2	1.6	1.3	9.5	16.8	1.8	31.1	2.1
 Malta	502	10.3	6.2	23.9	2	2.7	13.1	14.8	7.3	13.3	6.4
 Netherlands	1000	3.6	15.7	28.9	2.6	0	15.7	15.7	8.1	7.9	1.9
 Austria	1000	2.6	22.4	18.9	1.6	1.4	21.1	10.3	3.4	15.3	2.8
 Poland	1006	9.1	5.4	27.2	2.5	1.2	11.3	16.3	2.5	18.5	6
 Portugal	1006	9.1	6.1	20.6	3.1	2.2	9.9	20.2	4.6	18.8	5.5
 Romania	1002	14.5	7.3	21.3	9.9	2.7	4.4	12.4	4.2	15.7	7.6
 Slovenia	1004	11.2	12.5	22.2	7.6	2.1	9.6	9.8	3.2	17.1	4.7
 Slovakia	1008	10.4	5.8	32.8	3.7	4.9	14.8	10.5	2	12.6	2.6
 Finland	1001	4.8	6.6	26.1	2.5	1.1	14	26.3	4.7	9.3	4.5
 Sweden	1000	3.2	14	31.2	1.8	3.1	14.7	14.3	5.1	8.4	4.3
 UK	1000	2.2	9.2	20	2.4	2	19.1	23.1	9.6	8.9	3.5

Table 22b. The most trusted sources for information about the safety of cloned animals meant for human consumption – *Most trusted – by segment*

QUESTION: Q7a. Please rate the following sources of information in terms of which you would trust the most to inform you about how safe cloned animals or their offspring were for human consumption?







	Total N	% European institutions	% Consumer organisations	% Scientists	% Media	% The food industry	% Animal welfare organisations	% The national and European (e.g. European Food Safety Authority) agencies responsible for food safety	% The national government	% None	% DK/NA
EU27	25607	6	13.2	25.4	2.9	1.7	13.1	14.5	5.1	13.8	4.2
 SEX											
Male	12323	7	13.3	26.9	3.1	1.5	10.9	15.8	6	12.5	3.1
Female	13284	5.1	13.1	24.1	2.8	1.9	15.2	13.4	4.3	14.9	5.1
 AGE											
15 - 24	4150	9.3	6.9	30	3.4	2.4	13.8	17.7	5.2	7.4	3.9
25 - 39	6127	6.9	14.2	26.6	3.2	2	12.8	15.8	4.5	10.8	3.1
40 - 54	7038	5.1	17	24.9	2.6	1.3	12.8	15.1	4.1	14	3.1
55 +	8030	4.5	12.5	23	2.8	1.6	13.6	11.7	6.4	18.4	5.5
 EDUCATION (end of)											
Until 15 years of age	3378	3.9	9.9	16.4	4	2.5	13.7	11.6	7.3	22.5	8.2
16 - 20	10745	5.1	14.3	23	2.8	2	15	14.4	5.4	14	4
20 +	7393	7	16.2	31.4	2.3	0.8	10.7	15.3	3.6	10.8	1.9
Still in education	3283	8.8	7.3	30.1	3.7	1.9	13.1	18.3	5.4	7.4	4
 URBANISATION											
Metropolitan	5306	6.7	13	27.8	2	1.3	12.3	15.8	4.7	13.4	3.1
Urban	10328	6.4	11.9	27.4	3.6	1.9	11.2	15	5.1	13.7	3.8
Rural	9766	5.4	14.7	22.3	2.7	1.7	15.8	13.4	5.4	13.6	4.8
 OCCUPATION											
Self-employed	2340	6.6	15.2	29.2	2.6	1	11	14	3.8	14	2.5
Employee	8545	5.7	15.6	26.5	2.4	1.1	14.1	17	4.1	10.9	2.5
Manual worker	1964	6.2	15.9	18.5	4	4.3	13.1	11.5	6.2	15.5	4.7
Not working	12555	6.1	10.8	25.1	3.2	1.8	12.9	13.6	5.9	15.3	5.5
 ACCEPTANCE OF CLONING											
Fundamentally opposed	5073	3.5	12.6	16.7	3.1	1	18.9	7.9	4.6	27.3	4.4
Mixed response	15044	6.2	13.6	26.7	2.8	1.9	13.2	16.4	5.4	10.5	3.3
Acceptance	4338	9.1	13.5	33.1	3	2.2	7.4	18	5.3	5.9	2.6

Table 23a. The most trusted sources for information about the safety of cloned animals meant for human consumption – *Second most trusted – by country*

QUESTION: Q7b. Please rate the following sources of information in terms of which you would trust the most to inform you about how safe cloned animals or their offspring were for human consumption? And which one would be the second most trusted source for you?





























	Total N	% European institutions	% Consumer organisations	% Scientists	% Media	% The food industry	% Animal welfare organisations	% The national and European (e.g. European Food Safety Authority) agencies responsible for food safety	% The national government	% None	% DK/NA
 EU27	21018	10.5	15.8	16.7	3.9	4.4	13.4	15.6	7.2	10.4	2.1
COUNTRY											
 Belgium	824	11.7	14.8	16	6.7	6	13.4	16.8	6.1	5.9	2.6
 Bulgaria	809	14.8	12.9	17.2	7	2.5	10.3	18.5	4.8	8.1	3.9
 Czech Rep.	836	9	10.8	17.5	8.4	8.5	11.4	17.1	3.2	9.7	4.4
 Denmark	879	8.1	18.9	15.6	2.3	7.4	13.4	12.4	14	6.2	1.8
 Germany	860	9.8	20	15.6	2.2	3.8	17.8	15	8.1	6.3	1.4
 Estonia	859	8.8	7.5	16.4	3	7.6	18.3	17.4	5.1	8.9	7
 Greece	829	9	13.2	17.9	3.4	2.4	7.6	16.5	5.4	23.6	1
 Spain	816	8.9	17.1	15.5	2.4	6	8.5	15	8	16.2	2.3
 France	907	12.9	20.3	18.8	3	2.8	13.9	11.7	4.1	10.9	1.5
 Ireland	884	11.5	12.9	17.6	2.7	5.2	13.3	15.6	13.6	4.4	3.1
 Italy	704	12.1	13.7	14.2	4.9	2.4	9	10.7	5.7	23.9	3.5
 Cyprus	418	14.2	14.9	17.5	4.2	2.6	5.4	21.8	10.2	8.4	0.9
 Latvia	751	5.2	8.4	14.4	4.8	4.1	20.1	18.5	4.7	15.9	3.8
 Lithuania	806	7.3	8.3	14.5	5.7	3.1	17.5	15.1	4.7	13.4	10.4
 Luxembourg	433	13.8	21.8	16.2	3	2.2	15.2	13.8	7.4	5.2	1.6
 Hungary	673	9.9	11.6	13.8	3.8	7.5	18	22.8	2.2	7.3	3.1
 Malta	403	18.6	7.3	11.8	5.9	7.6	10.8	16	12.4	6.4	3.1
 Netherlands	902	8.3	20.7	15.1	2.7	2	12.1	18.1	12.7	7.1	1.3
 Austria	818	7	20	16	3.8	2.8	17.4	14.8	4.3	12.2	1.7
 Poland	759	12.1	11.6	17.3	4.3	2.3	18.8	18.8	4.5	9.4	1
 Portugal	762	11.5	14	14.4	4.4	6.1	17.1	16.6	6.5	7.3	2.1
 Romania	768	11.7	14.8	17.2	10.6	6.1	6.3	15.9	5.6	6.9	4.8
 Slovenia	785	17.9	13.2	13.8	7.2	3.2	8.6	14.5	6	11.4	4.3
 Slovakia	855	8.6	6.5	13	5.3	9.6	17.7	24.3	4.7	8.1	2.2
 Finland	863	10.8	12.6	17.8	4.9	4.1	10.3	22.5	6.6	6.9	3.6
 Sweden	873	7.5	16.5	14.8	4.8	5	11.1	19.5	9.8	6.6	4.4
 UK	875	9.1	11.4	19.9	3	7.4	13.1	18.6	11.9	4.6	1

Table 23b. The most trusted sources for information about the safety of cloned animals meant for human consumption – *Second most trusted – by segment*

QUESTION: Q7b. Please rate the following sources of information in terms of which you would trust the most to inform you about how safe cloned animals or their offspring were for human consumption? And which one would be the second most trusted source for you?







	Total N	% European institutions	% Consumer organisations	% Scientists	% Media	% The food industry	% Animal welfare organisations	% The national and European (e.g. European Food Safety Authority) agencies responsible for food safety	% The national government	% None	% DK/NA
EU27	21018	10.5	15.8	16.7	3.9	4.4	13.4	15.6	7.2	10.4	2.1
 SEX											
Male	10394	11.8	16.3	16.1	3.9	4	11.7	16.2	8.6	9.9	1.6
Female	10623	9.3	15.3	17.2	3.8	4.9	15.1	15	5.8	10.9	2.6
 AGE											
15 - 24	3681	13	12.2	18.7	3.8	5.2	13.7	16.8	9	6.5	1
25 - 39	5271	10.8	14.5	16.6	5.1	4.6	13.5	16.9	7.2	9.4	1.4
40 - 54	5832	10.2	17.8	17	3.7	4	13.1	16	5	11.1	2.1
55 +	6111	9	17.3	15.2	2.8	4.2	13.6	13.4	8.2	13	3.3
 EDUCATION (end of)											
Until 15 years of age	2342	8.1	15.5	14.4	4.1	6.1	12.3	12.9	6.6	16.1	3.9
16 - 20	8818	9.4	15.6	16.3	4.1	5	14.5	15.5	7.5	9.9	2.4
20 +	6449	12	17.7	17.3	3.3	3	11.7	16.8	6.5	10.3	1.4
Still in education	2909	12.8	12.7	18.6	3.3	4.4	15.6	16.4	8	7.2	1
 URBANISATION											
Metropolitan	4432	10.5	16.5	17.7	3.9	3.6	13.4	15.5	7.7	9.1	2.1
Urban	8516	10.9	15.9	16.4	4.2	4.4	13	16.4	6.5	10.5	1.8
Rural	7965	10.2	15.5	16.3	3.4	4.8	13.9	14.9	7.6	10.9	2.4
 OCCUPATION											
Self-employed	1954	11.1	14.8	15.2	4.8	4.5	12.2	16.8	6.1	12.8	1.7
Employee	7403	11.3	17.8	17.9	3.1	3.9	13.2	16	6.8	8.5	1.5
Manual worker	1568	8.5	15.1	15.1	6.4	4.9	13.3	17.5	6.3	9.9	2.9
Not working	9947	10.2	14.7	16.2	3.7	4.8	13.9	14.8	7.9	11.4	2.5
 ACCEPTANCE OF CLONING											
Fundamentally opposed	3465	8.8	16.9	13.3	4.7	3.4	14.1	13.7	6.1	16	3
Mixed response	12964	10.5	15.5	17.3	3.6	4.3	13.8	16	7.3	9.7	1.8
Acceptance	3971	12.5	16.7	17.5	4.2	5.4	10.8	16.5	7.3	7	1.9

Table 24a. Would you consume meat and milk from cloned animals – *by country*

QUESTION: Q8. If a source, that you trust, did state that meat and milk from cloned animals were safe to eat, how likely would you be to buy such products?





























	Total N	% Very likely	% Somewhat likely	% Somewhat unlikely	% Not likely at all	% DK/NA
 EU27	25607	10.6	23.6	20	42.5	3.4
COUNTRY						
 Belgium	1006	16.5	27.6	19.2	33.5	3.2
 Bulgaria	1005	12.1	30.8	10.3	38.4	8.2
 Czech Rep.	1003	11.7	30.7	22.9	26.6	8.1
 Denmark	1003	14.9	26.6	20.5	36.9	1.1
 Germany	1000	6.4	16.9	24.8	50.7	1.2
 Estonia	1019	11.8	25.3	26.1	30.4	6.5
 Greece	1003	11.8	22	13.4	51.9	1
 Spain	1003	17.1	33.1	12.2	33.4	4.2
 France	1009	9.6	20.5	23	45.3	1.5
 Ireland	1000	10.9	25.8	15.6	46.4	1.4
 Italy	1008	7.9	21.6	19.7	43.4	7.3
 Cyprus	503	13.5	24.2	10.5	50.5	1.3
 Latvia	1002	4.7	18.4	31.6	38.6	6.7
 Lithuania	1003	7.9	26.6	13.8	40	11.6
 Luxembourg	503	6	21.5	21.3	49.9	1.3
 Hungary	1008	12.4	18.8	18.1	46.9	3.8
 Malta	502	10.3	22.4	25.5	35.3	6.5
 Netherlands	1000	13	25	18.4	40.8	2.8
 Austria	1000	3	8.8	24.6	61.2	2.3
 Poland	1006	11.6	25.3	19.7	40.2	3.1
 Portugal	1006	11.6	33.3	11.7	37.3	6
 Romania	1002	9.9	16.2	17.8	51	5.1
 Slovenia	1004	6.8	26.4	23	41.4	2.4
 Slovakia	1008	8.5	31.1	26.8	25.1	8.6
 Finland	1001	6.2	23.9	29	38.4	2.6
 Sweden	1000	7.8	24	25	40.9	2.3
 United Kingdom	1000	14.5	29.9	18.5	35.7	1.3

Table 24b. Would you consume meat and milk from cloned animals – *by segment*

QUESTION: Q8. If a source, that you trust, did state that meat and milk from cloned animals were safe to eat, how likely would you be to buy such products?







	Total N	% Very likely	% Somewhat likely	% Somewhat unlikely	% Not likely at all	% DK/NA
EU27	25607	10.6	23.6	20	42.5	3.4
 SEX						
Male	12323	14.8	26.2	18.7	37.3	2.9
Female	13284	6.6	21.2	21.2	47.2	3.8
 AGE						
15 - 24	4150	12.8	34.8	22.4	27.7	2.5
25 - 39	6127	11.6	25.7	21.6	38.2	2.8
40 - 54	7038	10.5	21.5	20.9	43.9	3.1
55 +	8030	9	17.8	16.9	52.3	4
 EDUCATION (end of)						
Until 15 years of age	3378	7.7	17	16.1	52.7	6.5
16 - 20	10745	10	21.9	20.7	44.9	2.5
20 +	7393	12.2	23.6	20.3	41.4	2.5
Still in education	3283	12.4	37.1	22.4	25.7	2.4
 URBANISATION						
Metropolitan	5306	11.4	25.7	20.2	39.7	2.9
Urban	10328	11.6	25.2	19.7	40.3	3.2
Rural	9766	9.1	20.9	20.3	46.4	3.3
 OCCUPATION						
Self-employed	2340	10.9	20.9	20.2	45	3
Employee	8545	11.6	24.4	22	39.7	2.2
Manual worker	1964	11.2	24.3	20.5	40.9	3.1
Not working	12555	9.7	23.5	18.6	44.1	4
 ACCEPTANCE OF CLONING						
Fundamentally opposed	5073	1.2	5.5	15.7	75	2.5
Mixed response	15044	8.3	25.8	23.7	39.4	2.8
Acceptance	4338	31	40.7	13.1	12.9	2.3

Table 25a. Would you consume meat and milk from the offspring of cloned animals – by country

QUESTION: Q9. And, if a source, that you trust, did state that meat and milk from animals where one of the parents was a clone (offspring), were safe to eat, how likely would you be to buy them?





























	Total N	% Very likely	% Somewhat likely	% Somewhat unlikely	% Not likely at all	% DK/NA
 EU27	25607	10.5	23.9	20.9	41.2	3.6
COUNTRY						
 Belgium	1006	18.3	26.2	18.8	32.3	4.4
 Bulgaria	1005	12.1	30.7	10.4	37.8	9
 Czech Rep.	1003	11.6	32.3	22.2	25.8	8.2
 Denmark	1003	14.1	28.5	18.5	37.8	1.2
 Germany	1000	6.4	16.8	27.6	47.4	1.9
 Estonia	1019	11.4	25.2	27.9	27.9	7.6
 Greece	1003	9.9	24	12.8	51.4	1.9
 Spain	1003	16.5	32.2	13	33.9	4.5
 France	1009	9.1	20.1	23.8	45.6	1.3
 Ireland	1000	12.2	24.5	18.8	43	1.4
 Italy	1008	7.8	20.9	21	44	6.3
 Cyprus	503	11.8	22.7	12.6	50.6	2.3
 Latvia	1002	4.7	20.4	30.5	37	7.4
 Lithuania	1003	8.3	25.3	13.5	39.8	13
 Luxembourg	503	5.9	21.9	22	49.7	0.5
 Hungary	1008	11.9	21.9	17.9	44.6	3.7
 Malta	502	10	23.1	24.6	35.3	7
 Netherlands	1000	14.3	27.3	20	35.9	2.4
 Austria	1000	3.2	10.4	26.1	57.3	3
 Poland	1006	10.4	28.2	18.7	39.2	3.5
 Portugal	1006	11.6	33.9	11.4	36.8	6.4
 Romania	1002	10	17.1	18.8	47.3	6.8
 Slovenia	1004	7.9	23.4	24.6	39.8	4.2
 Slovakia	1008	9.8	29.2	27.5	23.5	10
 Finland	1001	6.4	23.6	28.2	38	3.8
 Sweden	1000	8.5	24.2	26	38.9	2.4
 United Kingdom	1000	15.1	30.7	18.7	34.2	1.3

Table 25b. Would you consume meat and milk from the offspring of cloned animals – *by segment*

QUESTION: Q9. And, if a source, that you trust, did state that meat and milk from animals where one of the parents was a clone (offspring), were safe to eat, how likely would you be to buy them?







	Total N	% Very likely	% Somewhat likely	% Somewhat unlikely	% Not likely at all	% DK/NA
EU27	25607	10.5	23.9	20.9	41.2	3.6
 SEX						
Male	12323	14.6	26.7	19.5	36.3	2.9
Female	13284	6.7	21.3	22.1	45.7	4.2
 AGE						
15 - 24	4150	12.8	33.6	24	26.9	2.7
25 - 39	6127	11.6	26.8	22.7	36	3
40 - 54	7038	10.4	22.3	21.5	42.4	3.3
55 +	8030	8.8	18	17.4	51.6	4.3
 EDUCATION (end of)						
Until 15 years of age	3378	8	16.2	17.3	52.4	6.1
16 - 20	10745	9.5	22.9	21.2	43.3	3.1
20 +	7393	12.5	24	21.3	39.6	2.5
Still in education	3283	12.5	36	24.5	23.9	3
 URBANISATION						
Metropolitan	5306	11.6	25.3	20.5	39.4	3.2
Urban	10328	11.4	25.7	20.7	38.7	3.4
Rural	9766	8.9	21.3	21.3	44.9	3.5
 OCCUPATION						
Self-employed	2340	11.5	22.1	19.9	43.6	3
Employee	8545	11.6	24.8	22.8	38.5	2.3
Manual worker	1964	10.7	26.4	20.2	39.4	3.3
Not working	12555	9.5	23.4	19.9	42.8	4.4
 ACCEPTANCE OF CLONING						
Fundamentally opposed	5073	1.3	5.1	16.6	74.7	2.3
Mixed response	15044	8.4	26.7	24.3	37.5	3.2
Acceptance	4338	30.4	39.8	14.7	12.4	2.7

Table 26a. Is the special labelling of food products from cloned animals important? – *by country*

QUESTION: Q10. If products from offspring of cloned animals would be available, would you consider it to be important to have special labelling indicating that the food was obtained from the offspring of a cloned animal?



































	Total N	% Yes, certainly	% Yes, probably	% No, probably not	% No, certainly not	% DK/NA
 EU27	25607	82.6	7	3.4	5.4	1.7
COUNTRY						
 Belgium	1006	75.6	12.1	4.5	5.7	2.1
 Bulgaria	1005	81.3	5.8	3.2	2.7	7.1
 Czech Rep.	1003	76.4	14.3	4.9	2.5	1.8
 Denmark	1003	84.2	4.7	5.5	5.4	0.2
 Germany	1000	86.2	6	3	4.4	0.5
 Estonia	1019	70.9	14.7	5.7	4.1	4.6
 Greece	1003	93.6	2.7	1.1	1.9	0.8
 Spain	1003	88.1	3.2	4	2.7	1.9
 France	1009	86.3	6.4	1.7	5.1	0.6
 Ireland	1000	83.1	6.8	4	5.7	0.5
 Italy	1008	78.2	5.9	3.2	8.4	4.3
 Cyprus	503	91.1	2.2	2.4	2.8	1.7
 Latvia	1002	83.2	7.3	2.4	4	3
 Lithuania	1003	78	10	3.5	3.9	4.7
 Luxembourg	503	88.3	6.1	2.8	2.9	0
 Hungary	1008	87.2	4.7	2.1	5.1	0.9
 Malta	502	91.9	2.4	2.7	1.7	1.4
 Netherlands	1000	85.9	5.5	4.6	3.7	0.3
 Austria	1000	91	2	1.4	4	1.5
 Poland	1006	72.9	9.3	5.2	11.3	1.3
 Portugal	1006	80.9	6.9	4.6	4.4	3.2
 Romania	1002	75.3	6.7	3.6	9.3	5.1
 Slovenia	1004	84.1	7.4	3.9	4.2	0.5
 Slovakia	1008	72.2	16.4	6	2.5	2.9
 Finland	1001	83	10.7	4.2	1.2	0.9
 Sweden	1000	84.8	8.5	3.6	1.9	1.3
 United Kingdom	1000	81.4	10.1	3.8	4.2	0.5

Table 26b. Is the special labelling of food products from cloned animals important? – *by segment*

QUESTION: Q10. If products from offspring of cloned animals would be available, would you consider it to be important to have special labelling indicating that the food was obtained from the offspring of a cloned animal?

	Total N	% Yes, certainly	% Yes, probably	% No, probably not	% No, certainly not	% DK/NA
EU27	25607	82.6	7	3.4	5.4	1.7
 SEX						
Male	12323	80.8	7.9	3.9	5.8	1.6
Female	13284	84.2	6.1	2.9	5	1.8
 AGE						
15 - 24	4150	78.1	9.9	6.6	4.2	1.2
25 - 39	6127	83	8.1	2.9	5.4	0.7
40 - 54	7038	86.2	5.3	2.8	4.3	1.4
55 +	8030	81.7	6	2.8	6.8	2.7
 EDUCATION (end of)						
Until 15 years of age	3378	78.1	6.2	3	8.3	4.4
16 - 20	10745	83.7	7.3	2.8	5.3	1
20 +	7393	85.7	5.9	3.3	4.3	0.8
Still in education	3283	78.8	9.1	6.4	4.3	1.4
 URBANISATION						
Metropolitan	5306	82.4	7.4	3.4	5.5	1.4
Urban	10328	83.2	6.8	3.5	5.1	1.4
Rural	9766	82.5	6.9	3.3	5.5	1.8
 OCCUPATION						
Self-employed	2340	84	7.8	2.6	4.6	1.1
Employee	8545	85.8	6.4	2.9	4.3	0.6
Manual worker	1964	81.7	8.3	2.6	5.8	1.5
Not working	12555	80.6	7	4.1	6	2.4
 ACCEPTANCE OF CLONING						
Fundamentally opposed	5073	86.5	2.5	1.8	7.4	1.9
Mixed response	15044	84.3	7.1	3.4	4.2	1
Acceptance	4338	75.9	11.5	5.9	5.4	1.2

II. Survey details

This General population survey on “*Consumer attitudes towards animal cloning in EU27*” was conducted for the European Commission, DG Communication Unit A3 and – DG Health and Consumers, Unit E4.

Telephone interviews were conducted in each country with the exception of the Bulgaria, Czech Republic, Estonia, Latvia, Lithuania, Hungary Poland, Romania and Slovakia where both telephone and face-to-face interviews were conducted (70% webCATI and 30% F2F interviews).

Telephone interviews were conducted in each country between the 7/03/2008 and the 7/7/2008 by these Institutes:

Belgium	BE	Gallup Europe	(Interviews : 07/03/2008 - 07/07/2008)
Czech Republic	CZ	Focus Agency	(Interviews : 07/03/2008 - 07/07/2008)
Denmark	DK	Hermelin	(Interviews : 07/03/2008 - 07/07/2008)
Germany	DE	IFAK	(Interviews : 07/03/2008 - 07/07/2008)
Estonia	EE	Saar Poll	(Interviews : 07/03/2008 - 07/07/2008)
Greece	EL	Metroanalysis	(Interviews : 07/03/2008 - 07/07/2008)
Spain	ES	Gallup Spain	(Interviews : 07/03/2008 - 07/07/2008)
France	FR	Efficiencie3	(Interviews : 07/03/2008 - 07/07/2008)
Ireland	IE	Gallup UK	(Interviews : 07/03/2008 - 07/07/2008)
Italy	IT	Demoskopoea	(Interviews : 07/03/2008 - 07/07/2008)
Cyprus	CY	CYMAR	(Interviews : 07/03/2008 - 07/07/2008)
Latvia	LV	Latvian Facts	(Interviews : 07/03/2008 - 07/07/2008)
Lithuania	LT	Baltic Survey	(Interviews : 07/03/2008 - 07/07/2008)
Luxembourg	LU	Gallup Europe	(Interviews : 07/03/2008 - 07/07/2008)
Hungary	HU	Gallup Hungary	(Interviews : 07/03/2008 - 07/07/2008)
Malta	MT	MISCO	(Interviews : 07/03/2008 - 07/07/2008)
Netherlands	NL	Telder	(Interviews : 07/03/2008 - 07/07/2008)
Austria	AT	Spectra	(Interviews : 07/03/2008 - 07/07/2008)
Poland	PL	Gallup Poland	(Interviews : 07/03/2008 - 07/07/2008)
Portugal	PT	Consulmark	(Interviews : 07/03/2008 - 07/07/2008)
Slovenia	SI	Cati d.o.o	(Interviews : 07/03/2008 - 07/07/2008)
Slovakia	SK	Focus Agency	(Interviews : 07/03/2008 - 07/07/2008)
Finland	FI	Hermelin	(Interviews : 07/03/2008 - 07/07/2008)
Sweden	SE	Hermelin	(Interviews : 07/03/2008 - 07/07/2008)
United Kingdom	UK	Gallup UK	(Interviews : 07/03/2008 - 07/07/2008)
Bulgaria	BG	Vitoshia	(Interviews : 07/03/2008 - 07/07/2008)
Romania	RO	Gallup Romania	(Interviews : 07/03/2008 - 07/07/2008)

Representativeness of the results

Each national sample is representative of the population aged 15 years and above.

Sizes of the sample

In most EU countries the target sample size was 1000 respondents, in Cyprus, Malta and Luxembourg the target sample size was 500. The table below shows the achieved sample size by country.

The below table shows the achieved sample size by country.

A weighting factor was applied to the national results in order to compute a marginal total where each country contributes to the European Union result in proportion to its population.

The table below presents, for each of the countries:

- (1) the number of interviews actually carried out in each country
- (2) the population-weighted total number of interviews for each country

TOTAL INTERVIEWS

	Total Interviews			
	Conducted	% of Total	EU27 Weighted	% on Total (weighted)
Total	25607	100	25607	100
BE	1006	3.9	543	2.1
BG	1005	3.9	423	1.7
CZ	1003	3.9	549	2.1
DK	1003	3.9	275	1.1
DE	1000	3.9	4489	17.5
EE	1019	4.0	72	0.3
EL	1003	3.9	588	2.3
ES	1003	3.9	2207	8.6
FR	1009	3.9	3038	11.9
IE	1000	3.9	201	0.8
IT	1008	3.9	3141	12.3
CY	503	2.0	38	0.1
LV	1002	3.9	124	0.5
LT	1003	3.9	179	0.7
LU	503	2.0	23	0.1
HU	1008	3.9	529	2.1
MT	502	2.0	21	0.1
NL	1000	3.9	839	3.3
AT	1000	3.9	422	1.6
PL	1006	3.9	2010	7.8
PT	1006	3.9	550	2.1
RO	1002	3.9	1129	4.4
SI	1004	3.9	108	0.4
SK	1008	3.9	282	1.1
FI	1001	3.9	273	1.1
SE	1000	3.9	469	1.8
UK	1000	3.9	3085	12.0

Questionnaires

1. The questionnaire prepared for this survey is reproduced at the end of this results volume, in English (see hereafter).
2. The institutes listed above translated the questionnaire in their respective national language(s).
3. One copy of each national questionnaire is annexed to the data tables results volumes.

Tables of results

VOLUME A: COUNTRY BY COUNTRY

The VOLUME A presents the European Union results country by country.

VOLUME B: RESPONDENTS' DEMOGRAPHICS

The VOLUME B presents the European Union results with the following socio-demographic characteristics of respondents as breakdowns:

Volume B:

Sex (Male, Female)

Age (15-24, 25-39, 40-54, 55+)

Education (15-, 16-20, 21+, Still in full time education)

Subjective urbanisation (Metropolitan zone, Other town/urban centre, Rural zone)

Occupation (Self-employed, Employee, Manual worker, Not working)

ACCEPTANCE OF CLONING (Fundamentally opposed, Mixed response, Acceptance)

Sampling error

The results in a survey are valid only between the limits of a statistical margin caused by the sampling process. This margin varies with three factors:

1. The sample size (or the size of the analysed part in the sample): the greater the number of respondents is, the smaller the statistical margin will be;
2. The result in itself: the closer the result approaches 50%, the wider the statistical margin will be;
3. The desired degree of confidence: the more "strict" we are, the wider the statistical margin will be.

As an example, examine this illustrative case:

1. One question has been answered by 500 people;
2. The analysed result is around 50%;
3. We choose a significance level of 95 % (it is the level most often used by the statisticians, and it is the one chosen for the Table hereafter);

In this illustrative case the statistical margin is: (+/- 4.4%) around the observed 50%. And as a conclusion: the result for the whole population lies between 45.6% and 54.4 %.

Hereafter, the statistical margins computed for various observed results are shown, on various sample sizes, at the 95% significance level.

STATISTICAL MARGINS DUE TO THE SAMPLING PROCESS (AT THE 95 % LEVEL OF CONFIDENCE)

Various sample sizes are in rows;

Various observed results are in columns:

	5%	10%	15%	20%	25%	30%	35%	40%	45%	50%
N=50	6.0	8.3	9.9	11.1	12.0	12.7	13.2	13.6	13.8	13.9
N=500	1.9	2.6	3.1	3.5	3.8	4.0	4.2	4.3	4.4	4.4
N=1000	1.4	1.9	2.2	2.5	2.7	2.8	3.0	3.0	3.1	3.1
N=1500	1.1	1.5	1.8	2.0	2.2	2.3	2.4	2.5	2.5	2.5
N=2000	1.0	1.3	1.6	1.8	1.9	2.0	2.1	2.1	2.2	2.2
N=3000	0.8	1.1	1.3	1.4	1.5	1.6	1.7	1.8	1.8	1.8
N=4000	0.7	0.9	1.1	1.2	1.3	1.4	1.5	1.5	1.5	1.5
N=5000	0.6	0.8	1.0	1.1	1.2	1.3	1.3	1.4	1.4	1.4
N=6000	0.6	0.8	0.9	1.0	1.1	1.2	1.2	1.2	1.3	1.3

III. Questionnaire

GENERAL BACKGROUND, KNOWLEDGE / AWARENESS ABOUT ANIMAL CLONING

Q1. Are you aware of the term “animal cloning”?

- I've heard of it and I know what it means 1
 I've heard of it but I do not know what it means..... 2
 I have never heard of it..... 3
 [DK/NA]..... 9

Q2. Please tell me if the following statements are true or false:

- True 1
 False..... 2
 [DK/NA]..... 9

- a) Cloned animals are an identical replica or copy of the animal used as a source for such cloning 1 2 9
 b) Animal cloning involves genetic modification 1 2 9

Q3. Do you tend to agree or disagree with the following statements?

- Agree 1
 Disagree 2
 [DK/NA]..... 9

- a) Animal cloning is morally wrong 1 2 9
 b) Animal cloning might lead to human cloning 1 2 9
 c) Animal cloning will cause animals unnecessary pain, suffering and distress 1 2 9
 d) The long term effects of animal cloning on nature are unknown 1 2 9
 e) Genetic diversity within livestock populations may decrease because of animal cloning..... 1 2 9

Q4. Do Animal cloning can serve different purposes. Please tell me if animal cloning is always justifiable, without any constraints or justifiable under certain circumstances or never justifiable ...

[READ OUT AND ROTATE A-C]

- Always justifiable, without any constraints..... 1
 Justifiable under certain circumstances 2
 Never justifiable..... 3
 [DK/NA]..... 9

- A) ... to improve the robustness of animals against diseases 1 2 3 9
 B) ... to preserve rare animal breeds..... 1 2 3 9
 C ... for food production purposes..... 1 2 3 9

INTERVIEWER READ OUT:

CLONING MAY BE USED IN THE FUTURE TO IMPROVE SOME CHARACTERISTICS OF FARMED ANIMALS FOR FOOD PRODUCTION. DUE TO THE HIGH COST OF CLONING, THIS TECHNIQUE WILL BE MAINLY USED TO PRODUCE CLONED ANIMALS, WHICH REPRODUCE WITH NON-CLONED ANIMALS. THEIR OFFSPRING WILL BE USED TO PRODUCE MEAT OR MILK. I WILL NOW ASK FOR YOUR OPINIONS ABOUT THE USE OF CLONING ANIMALS FOR FOOD PRODUCTION.

CLONING OF ANIMALS FOR FOOD PRODUCTION PURPOSES

Q5. People have various opinions on the issue of cloning animals for producing food. I would read you some statements and please let me know if you agree or disagree with them

Agree.....	1
Disagree	2
[DK/NA].....	9

- a) For the European food industry to be competitive, animal cloning for food production must be applied. 1 2 9
- b) We do not yet have enough experience yet about the long-term health and safety effects of using cloned animals for food..... 1 2 9
- c) Using cloning for food production is not acceptable, as it would treat animals as commodities rather than as creatures with feelings 1 2 9
- d) Using cloning for food production would be much more efficient in the long run and lower the cost of food products for consumers 1 2 9
- e) Cloning animals for human consumption is not just a technical issue, as it could be seen as unacceptable on ethical grounds..... 1 2 9

Q6. What benefits would justify, for you as a consumer, the breeding of cloned animals for food production: What is the most important benefit to justify? And the second most important?

Nutrition/health benefits.....	01
Improved quality/taste/variety	02
Price/economic benefits	03
Animal cloning can help to solve the food problem worldwide	04
[None]	88
[DK/NA].....	99

Q7. Please rate the following sources of information in terms of which you would trust the most to inform you about how safe cloned animals or their offspring were for human consumption? And which one would be the second most trusted source for you?

European institutions.....	1
Consumer organisations.....	2
Scientists	3
Media.....	4
The food industry	5
Animal welfare organisations.....	6
The national and European (e.g. European Food Safety Authority) agencies responsible for food safety.....	7
The national government.....	8
[None].....	88

[DK/NA]..... 99

BUYING MEAT/MILK AND INFORMATION WHEN BUYING MEAT/MILK

Q8. If a source, that you trust, did state that meat and milk from cloned animals were safe to eat, how likely would you be to buy such products?

Very likely 1
 Somewhat likely 2
 Somewhat unlikely 3
 Not likely at all..... 4
 [DK/NA]..... 9

Q9. And, if a source, that you trust, did state that meat and milk from animals where one of the parents was a clone (offspring), were safe to eat, how likely would you be to buy them?

Very likely 1
 Somewhat likely 2
 Somewhat unlikely 3
 Not likely at all..... 4
 [DK/NA]..... 9

Q10. If products from offspring of cloned animals would be available, would you consider it to be important to have special labelling indicating that the food was obtained from the offspring of a cloned animal?

Yes, certainly 1
 Yes, probably 2
 No, probably not..... 3
 No, certainly not 4
 [DK/NA]..... 9

Q11. In your opinion who would benefit and who would not benefit if cloning for food production was allowed?

Would benefit 1
 Would not benefit 2
 [DK/NA]..... 9

a) Consumers 1 2 9
 b) Farmers 1 2 9
 c) Food companies/food industry 1 2 9

BACKGROUND VARIABLES

D1. Gender [DO NOT ASK - MARK APPROPRIATE]

[1] Male
 [2] Female

D2. How old are you?

[][] years old
 [00] [REFUSAL/NO ANSWER]

**D3. How old were you when you stopped full-time education?
[Write in THE AGE WHEN EDUCATION WAS TERMINATED]**

- [][] years old
 [00] [STILL IN FULL TIME EDUCATION]
 [01] [NEVER BEEN IN FULL TIME EDUCATION]
 [99] [REFUSAL/NO ANSWER]

**D4. As far as your current occupation is concerned, would you say you are self-employed, an employee, a manual worker or would you say that you are without a professional activity? Does it mean that you are a(n)...
[IF A RESPONSE TO THE MAIN CATEGORY IS GIVEN, READ OUT THE RESPECTIVE SUB-CATEGORIES - ONE ANSWER ONLY]**

- Self-employed

- i.e. : - farmer, forester, fisherman..... 11
 - owner of a shop, craftsman..... 12
 - professional (lawyer, medical practitioner, accountant, architect,...)..... 13
 - manager of a company..... 14
 - other 15

- Employee

- i.e. : - professional (employed doctor, lawyer, accountant, architect) 21
 - general management, director or top management..... 22
 - middle management..... 23
 - Civil servant 24
 - office clerk 25
 - other employee (salesman, nurse, etc...)..... 26
 - other 27

- Manual worker

- i.e. : - supervisor / foreman (team manager, etc...) 31
 - Manual worker 32
 - unskilled manual worker 33
 - other 34

- Without a professional activity

- i.e. : - looking after the home 41
 - student (full time)..... 42
 - retired 43
 - seeking a job..... 44
 - other 45
 - [Refusal] 99

D6. Would you say you live in a ...?

- metropolitan zone 1
 - other town/urban centre 2
 - rural zone 3
 - [Refusal]..... 9